
Philadelphia Round Rose Lever Handles - Dual Satin and Polished Stainless Steel - Suitable For Use With FD30 / FD60 Fire Doors

Product Images



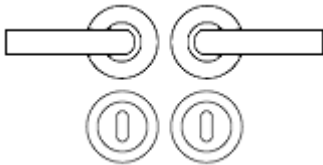
- Philadelphia round rose lever handles.
- Dual satin and stainless steel finish.
- Suitable for superior residential use or commercial.
- Concealed bolt through fixings via screw on rose.
- Tested to BS EN 1906:2012 - classification number **16-1034A** - category of use **grade 3**
- Suitable for use on fire rated doors tested to **BS EN 1634**
- Matching accessories available including standard escutcheons (keyhole covers) and a bathroom turn & release set.

How To Order Lever Handles With A Rose

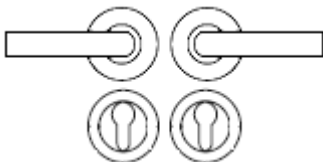
- **For Non-Locking Doors** - 1 x (Pair) Lever Handles Only



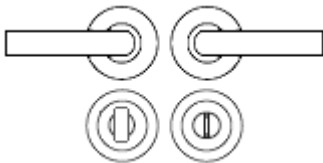
- **For Locking Doors** - 1 x (Pair) Lever Handles Only + 2 x (Each) Standard Escutcheons



- **For Euro Cylinder Locking Doors** - 1 x (Pair) Lever Handles Only + 2 x (Each) Euro Escutcheons



- **For Locking Bathroom Doors** - 1 x Pair Lever Handles Only + 1 x (Set) Turn & Emergency Release



Matching Accessories

- **Standard escutcheon** - (key hole cover to suit regular "chubb style locks") - 41089.1
- **Euro profile escutcheon** - (key hole cover to suit euro profile cylinders) - **41088.1**
- **Turn & emergency release** - (a thumbturn used to lock bathroom doors, WC's and toilet doors) - 41107.1
- **Disabled large turn & emergency release** - (a thumbturn used to lock bathroom doors, WC's and toilet doors) - 41108.1

Base Material

- Made from grade 304 stainless steel.

Finish

- Dual satin and polished stainless steel.

Operation

- Both levers are sprung to ensure the lever always returns to its starting position.

Size Information

- Rose Diameter - 52mm
- Rose Thickness - 7mm

Spindle Size

- 8mm x 8mm square - UK Standard.

Fixings

- Concealed bolt together fixings via male and female bolts.
- Grub screw fixing to spindle for extra strength once fitted to the door.
- Comes supplied with male and female bolt through fixings and 8mm hexo fixing spindle.

Usage

- Suitable for residential or commercial use.
- Suitable for internal or external use.

Unit Of Sale

- Lever handles are sold in pairs. (One pair consists of 1x left hand and 1x right hand.)
- Escutcheons (key hole covers) are sold individually (each.)
- Turn and emergency releases are sold as a set (One set consists of a rose with a thumbturn fitted to the inside of the door and a rose with a coin slot fitted to the outside of the door.)

Products in this set



41085.1 - Philadelphia Duo Round Rose Lever Handles - Tested For Use With FD30 / FD60 Fire Doors - Dual Finish - Satin & Polished Stainless Steel - Pair