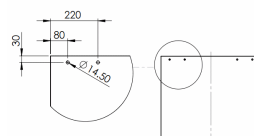


Architrave Free Adjustable Sliding Pocket Kit - For Glass Double Doors- To Suit Doors 626mm - 1300mm Wide And Up To 2700mm High

Product Images



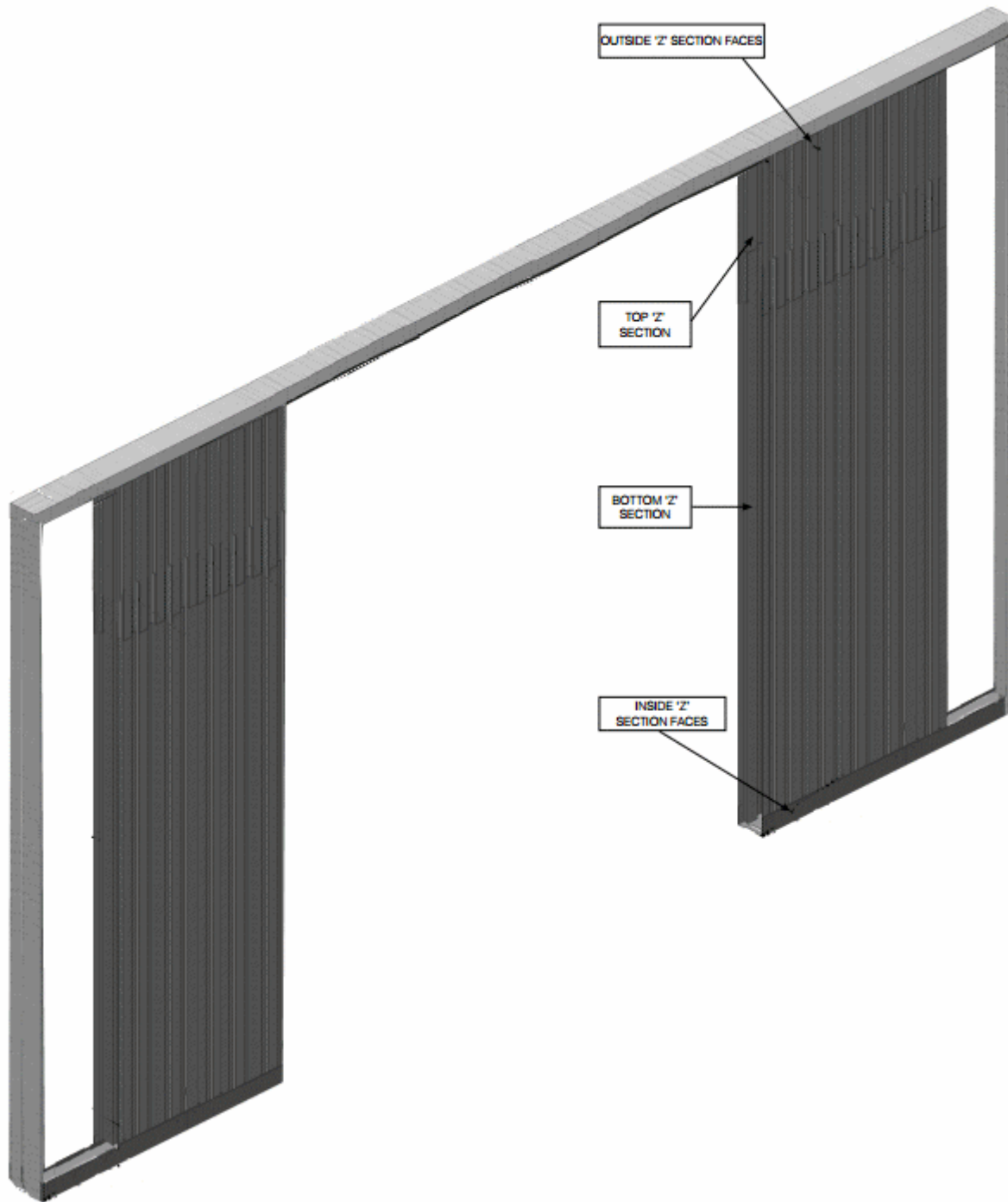
Short Description

- Please note this item is made to order, lead times are usually 10-14 days.
- Please double check your requirements before ordering this product, **this item cannot be returned to us.**
- Architrave free sliding double pocket door kits for wide and tall doors.
- Our adjustable sliding pocket door kits from are suitable for double doors between 626mm - 1300mm wide and up to 2700mm high.
- Each kit allows you to create a set of double disappearing sliding doors.
- This unique adjustable system can be used with both wide and tall double doors.
- Simple and quick installation.

- Suits glass panels between 8mm - 12mm thick.
- Max door weight 80kg.
- Supplied with crosspieces, cassette edge covers, door brushes and seals.

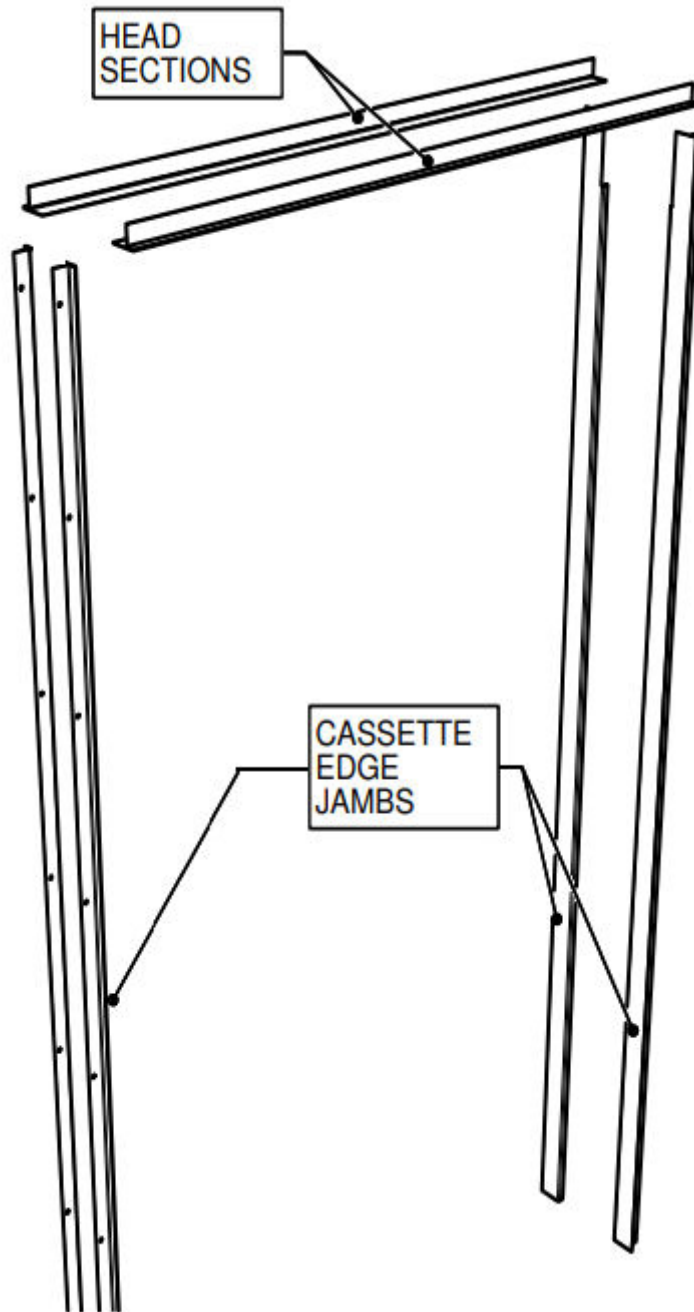
Description

- Please note this item is made to order, lead times are usually 10-14 days.
- Please double check your requirements before ordering this product, **this item cannot be returned to us.**
- Our adjustable double architrave free adjustable sliding pocket door gear systems for glass have been designed to provide an unrivalled size and design flexibility with modular kits that are available in two heights and two widths as standard.
- For installations where a minimal aesthetic is required or where the door opening needs to be frameless (i.e. without architrave), the kits provide a range of heavy duty steel door linings. These sections enable the skim coat to be applied and the whole frame is then painted / finished to blend in with the surrounding wall.
- Our adjustable double kits include top fixed door brackets and poplar door linings as well as all the structural components for creating your double pocket.
- The adjustable cassette is constructed from exceptionally rigid Z profiles that interlock together to create a unit that is height adjustable. The benefit in this is that unlike other systems that only accept one exact leaf size the pocket door kits can accommodate on-site variations or changes without having to send it back and order a different kit (or having to try to modify it on site)
- The Z section is exceptionally easy to affix the plasterboard to. included within the box are the right self drilling screws to get a good fix and ensure the screws don't penetrate too deep and risk scratching the door face There is also enough surface area should you wish to bond your plasterboard onto the frame.
- Quality components include Delrin covered ball bearing rollers. White powder coated anodised aluminium track. Pre formed door Poplar door linings. Soft brush seals. Pre cut plasterboard profiles for frameless wall openings. All of these are specifically designed and manufactured to make installation easy and gives years of trouble free performance
- Unlike most other pocket door solutions available today, these systems are adjustable in both height and width making them ideal for use with non standard door sizes including extra wide and tall doors.
- Allows an interior door to slide and disappear into "pockets" within the wall cavity.
- Each set includes all the main components needed to install a long lasting, smooth running double glass sliding doors including an adjustable steel cassette pocket which is used to create the wall cavity's or "pockets" for the doors to slide into.
- This high quality sliding door gear is suitable for residential and commercial applications. The unique design allows glass doors between 8mm-12mm thick to be installed within a finished wall thickness of 125mm.
- Supplied as a kit to create the pocket, which can be fully fitted in under 60 minutes by a skilled installer.
- Suitable for doors up to 80kg in weight.
- Suitable for use with glass doors only - **glass doors not included.**



Supplied Complete With Metal Jamb Kit

- Our architrave free adjustabl double sliding pocket door kits are supplied **complete with a metal jamb kit**.



Accessories

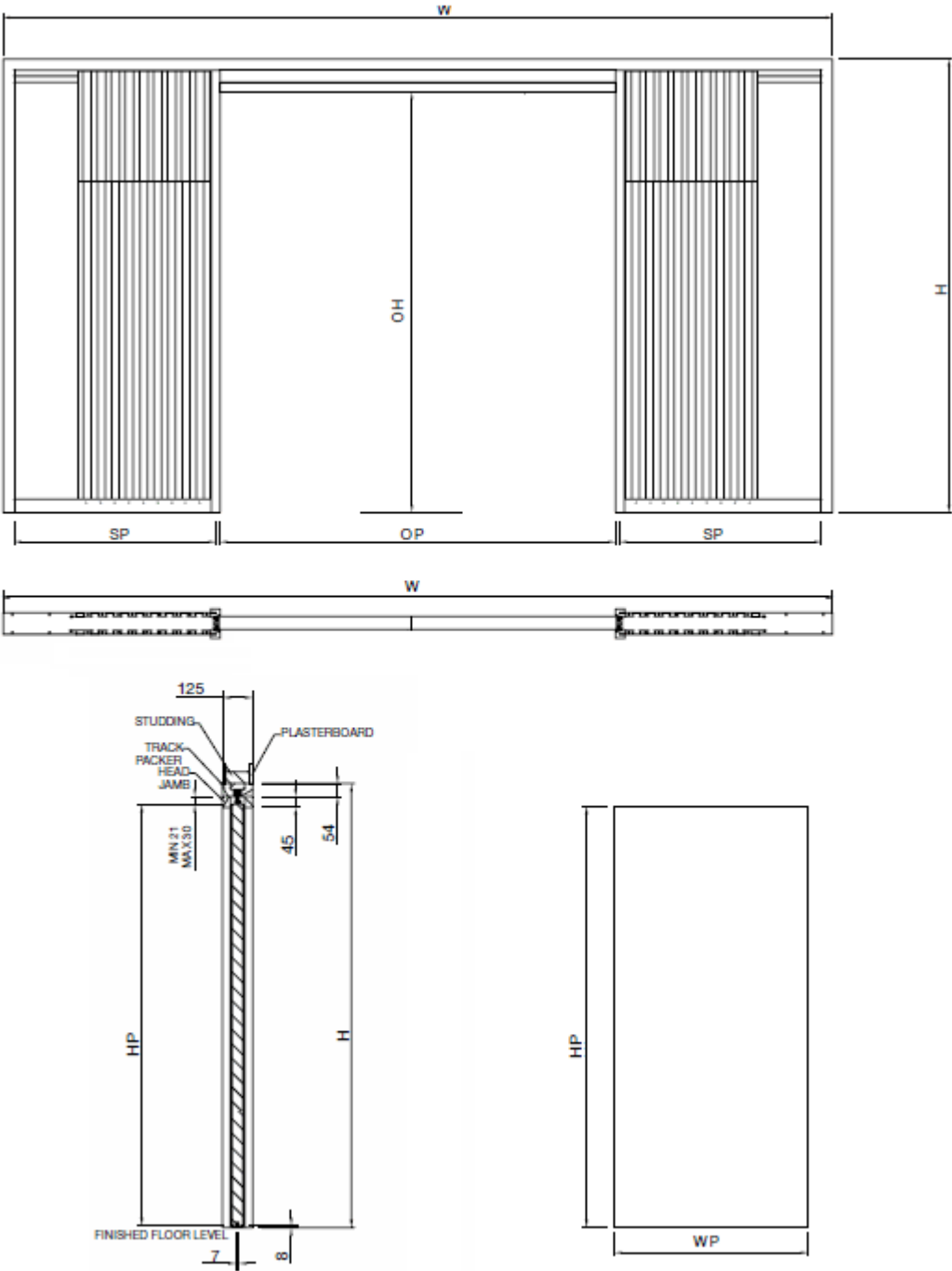
- Please note the soft close and the self closing mechanisms cannot be used with the architrave free kits.

Features & Benefits

- Adjustable double door pocket cassette system is ideal for use with non standard door sizes.
- Kits available for doors 626mm - 1300mm wide.
- Kits available for doors 1900mm - 2700mm high.
- Space saving - sliding doors help create up to 8% more living more space within a property
- Easy access
- Quiet operation
- Easy installation
- Economical

Dimensions - Frame Sizes & Door Kit Sizes Available

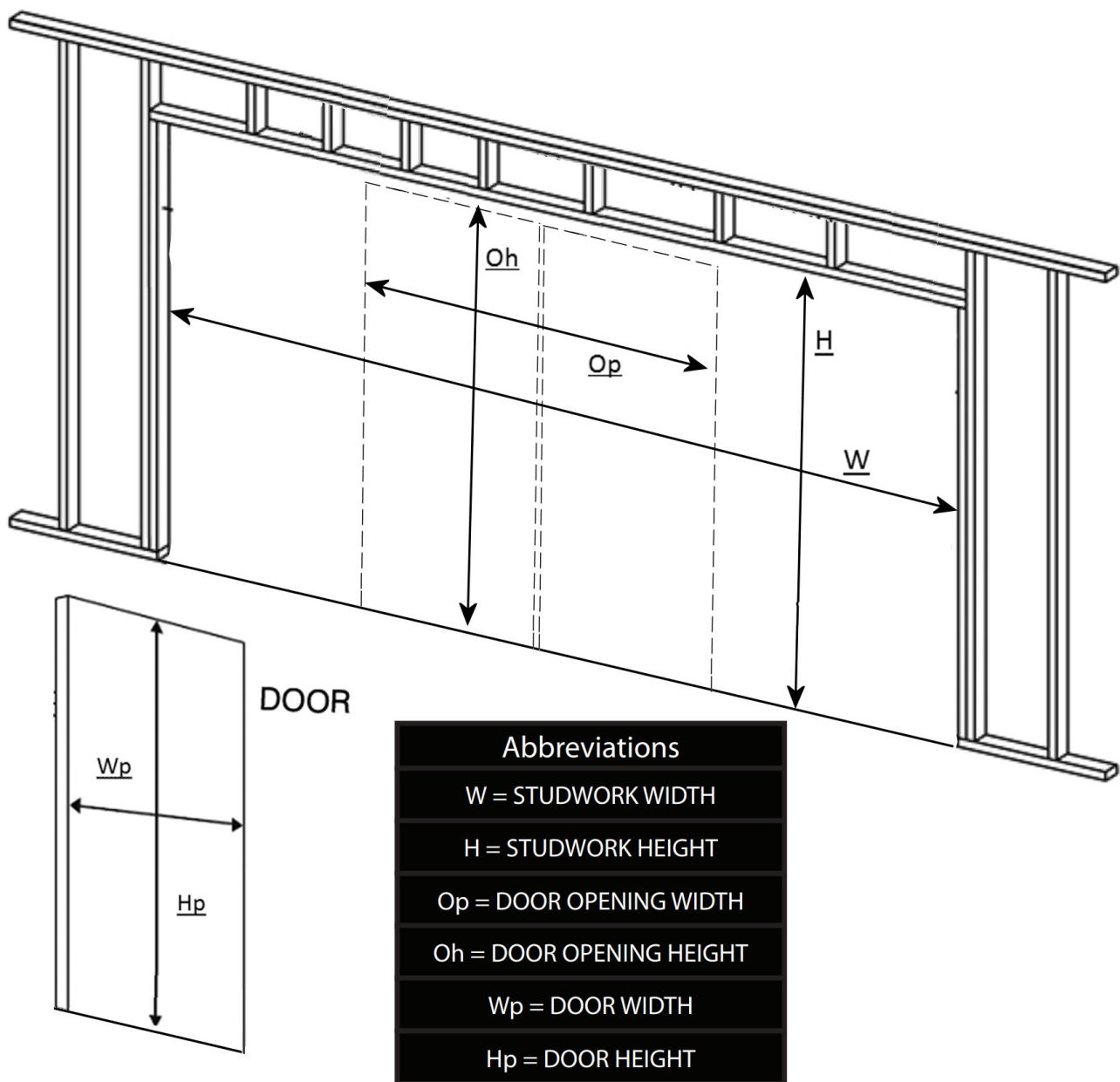
- The necessary wall aperture dimensions for the double pocket door kits can be derived from the calculations and elevations shown below.



Item Code	Door Width Style	Door Height Style	Door Width (WP)	Max Door Height (HP)	Finished Wall Thickness
41116.1	Standard	Standard	626mm - 926mm	2100mm	125mm
41116.2	Intermediate	Standard	926mm - 1300mm	2100mm	125mm
41116.3	Standard	Tall Door	626mm - 926mm	2700mm	125mm
41116.4	Intermediate	Tall Door	926mm - 1300mm	2700mm	125mm

- Please note plasterboard is not provided with this kit and must be purchased separately.

- Please note glass doors are not supplied and must be purchased separately.



To calculate studwork width and height from known door dimensions:

- Studwork width (W) = 4 x Door width (Wp) - 36mm
- Studwork height (H) = Door height (Hp) + 91mm

To calculate door size from known studwork dimensions:

- Door width (Wp) = Studwork width (W) + 36mm Divided By 4
- Door height (Hp) = Studwork height (H) - 91mm

To calculate door size from known door opening dimensions:

- Door width (Wp) = Door opening width (Op) + 54mm Divided By 2
- Door height (Hp) = Door opening height (Oh) - 46mm

To calculate door opening width and height from known door dimensions:

- Door opening width (Op) = 2 x Door width (Wp) - 54mm
- Door opening height (Oh) = Door height (Hp) + 46mm

Drilling Template & Dimensions Required For The Glass

- 4 x 14.5mm diameter holes required.

Items Included Within The Adjustable Pocket Sliding Door Kit

- Adjustable metal cassette to create two "pockets"
- Screws to fix plasterboard to metal frame - **(Plasterboard not supplied)**
- 2 x roller bearing door hanger kits for glass doors
- Timber lining kit - (door jamb kit) including brush seals.

Products in this set



41116.1 - Architrave Free Adjustable Sliding Double Pocket Door Kit For Glass - 125mm Finished Wall - Door Size - 626mm - 926mm Wide & Up To 2100mm High



41116.2 - Architrave Free Adjustable Sliding Double Pocket Door Kit for Glass - 125mm Finished Wall - 927mm - 1300mm Wide & Up To 2100mm High



41116.3 - Architrave Free Adjustable Sliding Double Pocket Door Kit For Glass - 125mm Finished Wall - 626mm - 926mm Wide & Up To 2700mm High



41116.4 - Architrave Free Adjustable Sliding Double Pocket Door Kit For Glass - 125mm Finished Wall - 927mm - 1300mm Wide & Up To 2700mm High