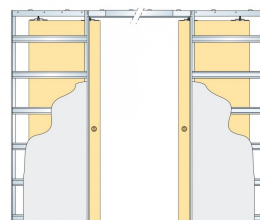


Eclisse Line Patterned Glass Sliding Pocket Door System - Double Door Kit - Supplied With Glass Doors - 100mm Finished Wall Thickness

Product Images



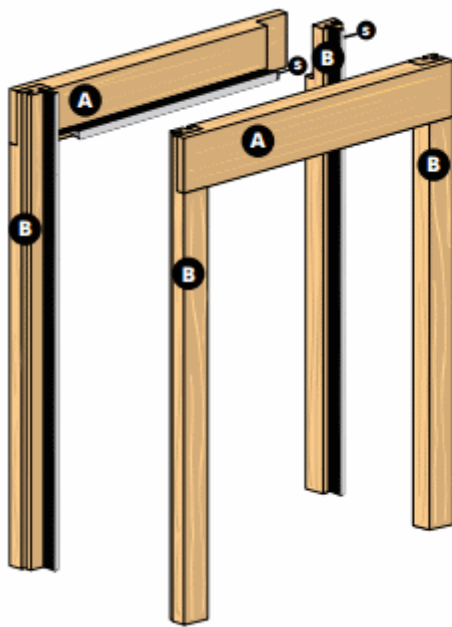
Short Description

- Eclisse complete sliding double pocket door kit supplied with 8mm thick frosted glass doors with line pattern detail.
- A simple and economical way to bring more space and light into a room.
- Ideal for use in ensuite bathrooms, kitchens, living rooms and walk-in wardrobes.
- It's the same top quality Eclisse sliding door system coupled with two 8mm frameless glass door. The doors have a smooth, easy-clean satin opaque finish and are European made and tempered to the latest European specs.
- Available in to in one size off the shelf this sliding door kit is supplied with 2 x - 762mm x 1981mm doors including European made glass door brackets which are tested to three times the door weight!
- Each door is pre-fitted with a set of satin stainless steel, 58mm diameter circular handles.

Description

- Eclisse double sliding pocket glass door kit with line pattern glass doors
- Sliding door kit allows the two supplied 8mm thick glass interior doors to slide into a "pockets" within the wall cavity.
- Each set includes all the main components needed to install a long lasting, smooth running, double sliding glass doors including steel wrapped studs used to create the wall cavity or "pocket" for the doors to slide into.

- This high quality sliding glass door gear kit is suitable for residential and commercial applications. The unique design allows the 8mm glass door supplied to be installed with a finished wall of 100mm.
- Supplied as a kit to create the pocket, which can be fully fitted in under 60 minutes by a skilled installer.
- **This is a complete pocket door kit and is supplied with two frosted 8mm thick glass doors with line pattern details.**
- Unlike other pocket door systems on the market the Eclipse system **comes supplied complete with timber lining - jamb kits, and brush seals.**



Ⓐ Top horizontal jambs*

Ⓑ Vertical pocket jambs

Ⓒ Brushes

*Supplied in one piece to be cut as required

Supplied Complete With Glass Doors

- 8mm thick tempered glass doors - satin opaque finish with line patterns.
- Supplied with a two sets of satin stainless steel, 58mm diameter circular handles.
- Please note the 8mm glass doors are a satin opaque finish on one side only. If you're fitting this door inside a bathroom or shower room the satin finish side should be fitted to the dry side (not the bathroom side),

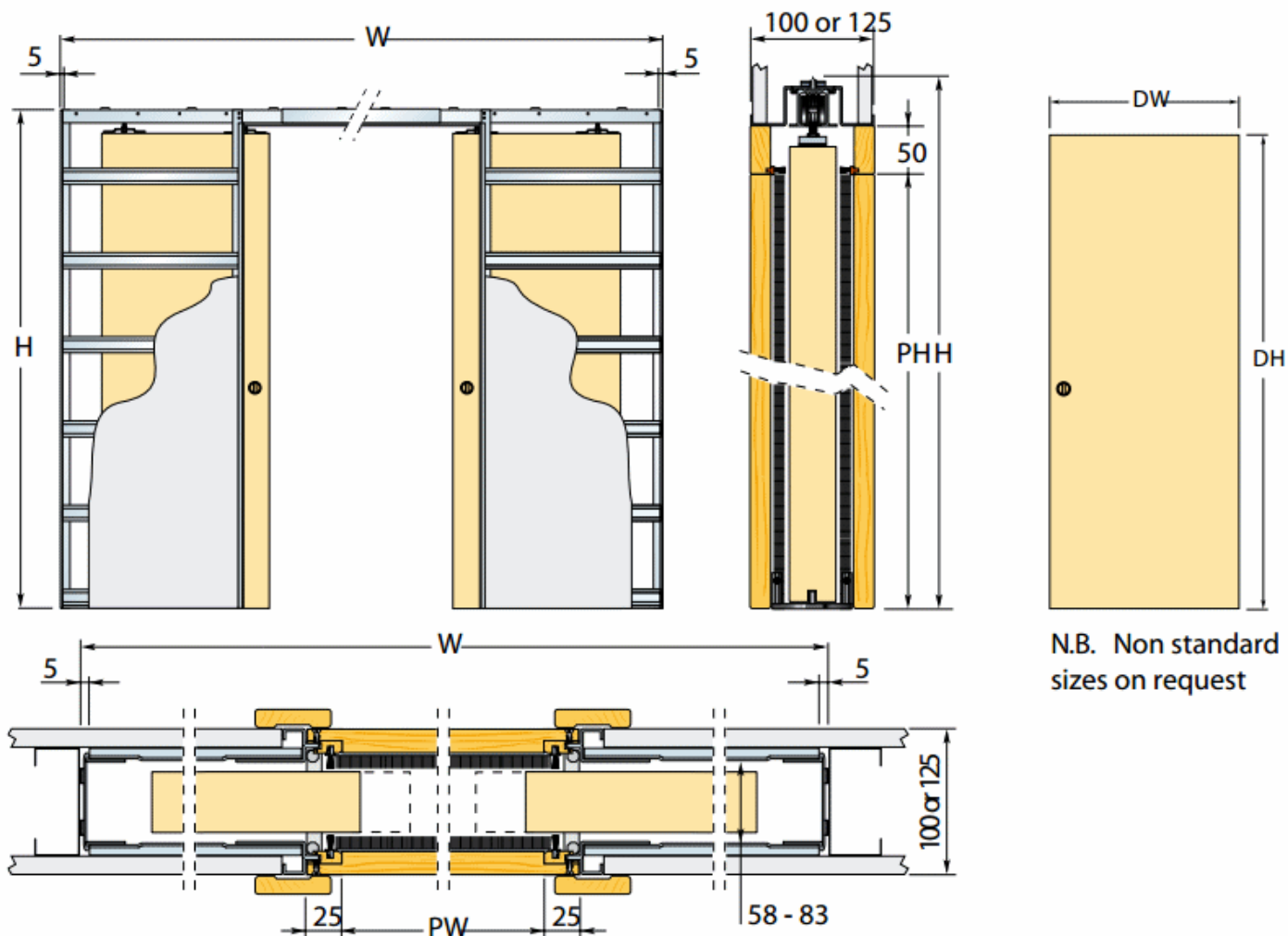
Accessories

- 43129.1 - BIAS anti-slam soft close mechanism (please note 2 required for double door kits).

Features & Benefits

- Space saving - sliding doors help create up to 8% more living more space within a property
- Easy access
- Quiet operation
- Easy installation
- Economical
- Prefabricated components

Dimensions - Frame Sizes & Door Kit Sizes Available



Item Code	Door Size - Each Door (DW x DH)	Max Passage Size (PW x PH)	Overall Frame Size (W x H)	Finished Wall Thickness
41122.1	762mm x 1981mm	1474mm x 1971mm	3168mm x 2061mm	100mm*

- * Double door kit to suit a 125mm finished wall thickness also available.
- Please note plasterboard is not provided with this kit and must be bought separately.

Items Included Within The Eclipse Glass Pocket Sliding Door Kit

- 2 x 8mm thick glass doors - frosted / opaque satin finish - line pattern
- Metal frame work to create the "pocket"
- Screws to fix plasterboard to metal frame - **(Plasterboard not supplied)**
- Roller bearing door hanger kit
- Timber lining kit - (door jamb kit) including brush seals and rubber bumpers.

Installation Video

Eclisse Jamb Kit - Installation Video

Products in this set



41122.1 - Eclipse Glass Sliding Pocket Door System - Supplied with Patterned Glass Double Doors -
100mm Finished Wall Thickness - Door Size - 762mm x 1981mm