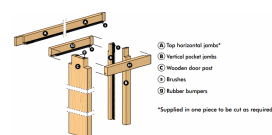
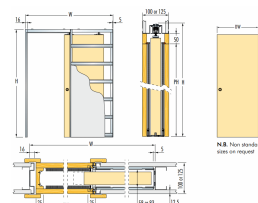
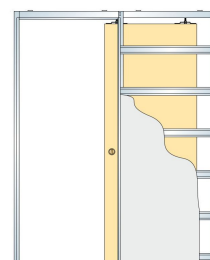


## Eclisse Glass Sliding Pocket Door System - Single Door Kit Supplied With Glass Door - 125mm Finished Wall Thickness

### Product Images



## Short Description

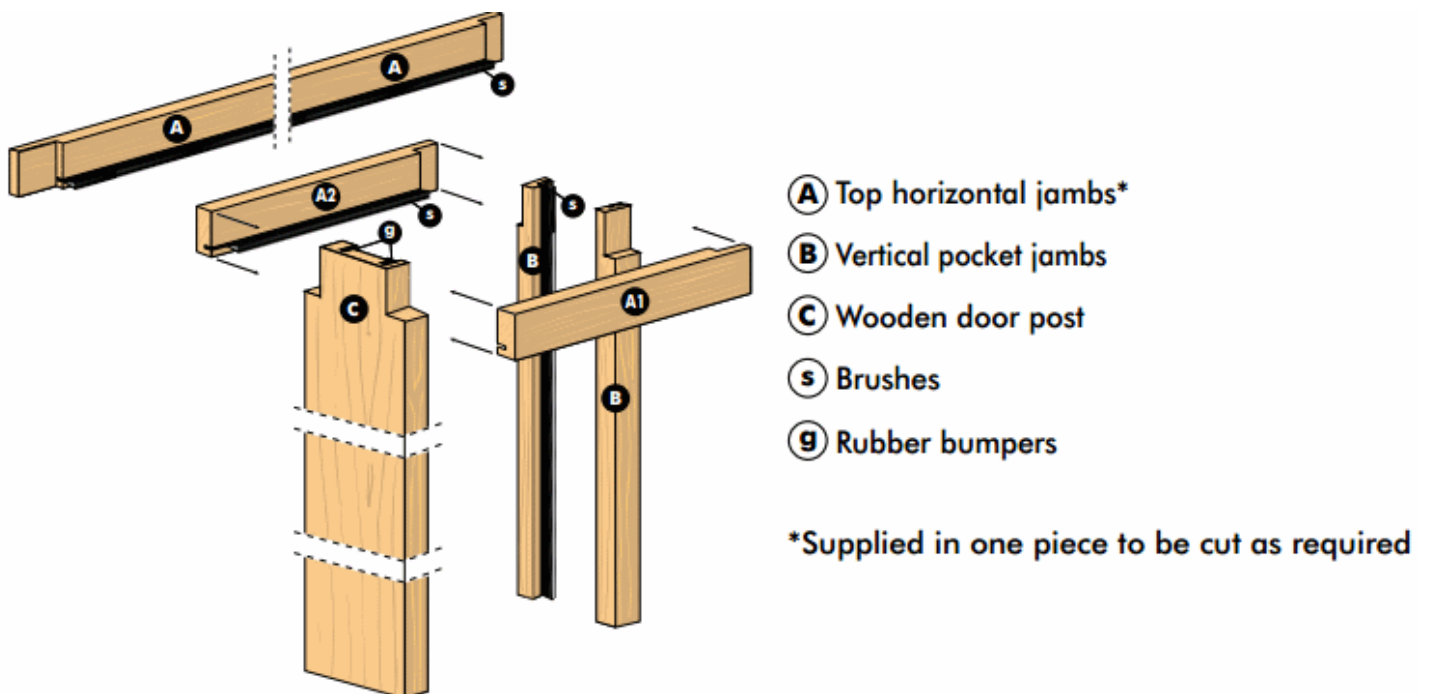
---

- Eclipse complete sliding pocket door kit supplied with 8mm thick frosted glass door.
- A simple and economical way to solve your en-suite space problems, more space and more light.
- Ideal for use in ensuite bathrooms, kitchens, living rooms and walk-in wardrobes.
- It's the same top quality Eclipse system coupled with an 8 mm frameless glass door. The door has a smooth, easy-clean satin opaque finish and is European made and tempered to the latest European specs.
- The nominal door size is 762 x 1981 and we use our own European made glass door brackets which are tested to three times the door weight!
- Supplied with a set of satin stainless steel, 58mm diameter circular handles.

## Description

---

- Eclipse single sliding pocket glass door kit.
- Sliding door kit allows the supplied 8mm thick glass interior door to slide into a "pocket" within the wall cavity.
- Each set includes all the main components needed to install a long lasting, smooth running sliding glass door including steel wrapped studs used to create the wall cavity or "pocket" for the door to slide into.
- This high quality sliding glass door gear kit is suitable for residential and commercial applications. The unique design allows the 8mm glass door supplied to be installed with a finished wall of 125mm.
- Supplied as a kit to create the pocket, which can be fully fitted in under 60 minutes by a skilled installer.
- **This is a complete pocket door kit and is supplied with a frosted 8mm thick glass door.**
- Unlike other pocket door systems on the market the Eclipse system **comes supplied complete with timber lining - jamb kits, rubber bumpers and brush seals.**



## Supplied Complete With Glass Door

- 8mm thick tempered glass door - satin opaque finish.

- Supplied with a set of satin stainless steel, 58mm diameter circular handles.
- Please note the 8mm glass door is satin opaque finish on one side only. If you're fitting this door inside a bathroom or shower room the satin finish side should be fitted to the dry side (not the bathroom side),

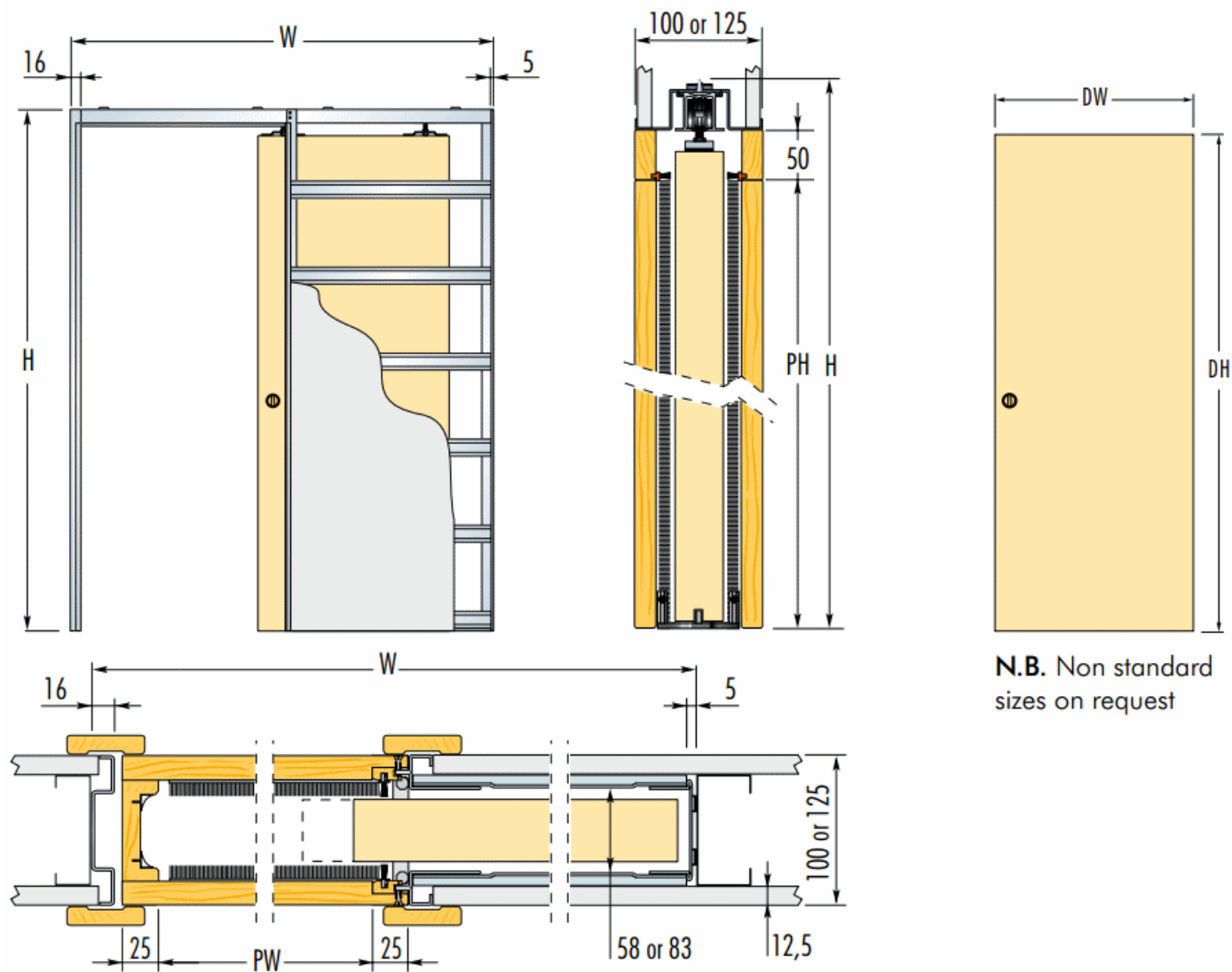
## Accessories

- 43129.1 - BIAS anti-slam soft close mechanism.

## Features & Benefits

- Space saving - sliding doors help create up to 8% more living more space within a property
- Easy access
- Quiet operation
- Easy installation
- Economical
- Prefabricated components

## Dimensions - Frame Sizes & Door Kit Sizes Available



**N.B.** Non standard sizes on request

Item Code	Door Size (DW x DH)	Max Passage Size (PW x PH)	Overall Frame Size (W x H)	Finished Wall Thickness
-----------	---------------------	----------------------------	----------------------------	-------------------------

41124.1	762mm x 1981mm	737mm x 1971mm	1631mm x 2061mm	125mm*
---------	----------------	----------------	-----------------	--------

- \* Single door kit to suit a 100mm finished wall thickness also available
- Please note plasterboard is not provided with this kit and must be bought separately.

## Items Included Within The Eclisse Glass Pocket Sliding Door Kit

- 8mm thick glass door - frosted / opaque satin finish - plain design,
- Metal frame work to create the "pocket"
- Screws to fix plasterboard to metal frame - **(Plasterboard not supplied)**
- Roller bearing door hanger kit
- Timber lining kit - (door jamb kit) including brush seals and rubber bumpers.

## Installation Video

### Eclisse Jamb Kit - Installation Video

#### Products in this set

---



41124.1 - Eclisse Glass Sliding Pocket Door System Supplied With Single Glass Door - 125mm Finished Wall Thickness - Door Size - 762mm x 1981mm x 8mm