


---

## Adjustable Telescopic Sliding Pocket Door Kit - To Cover Opening Width Of Up To 2542mm Wide And Up To 2700mm High

### Product Images

---



### Short Description

---

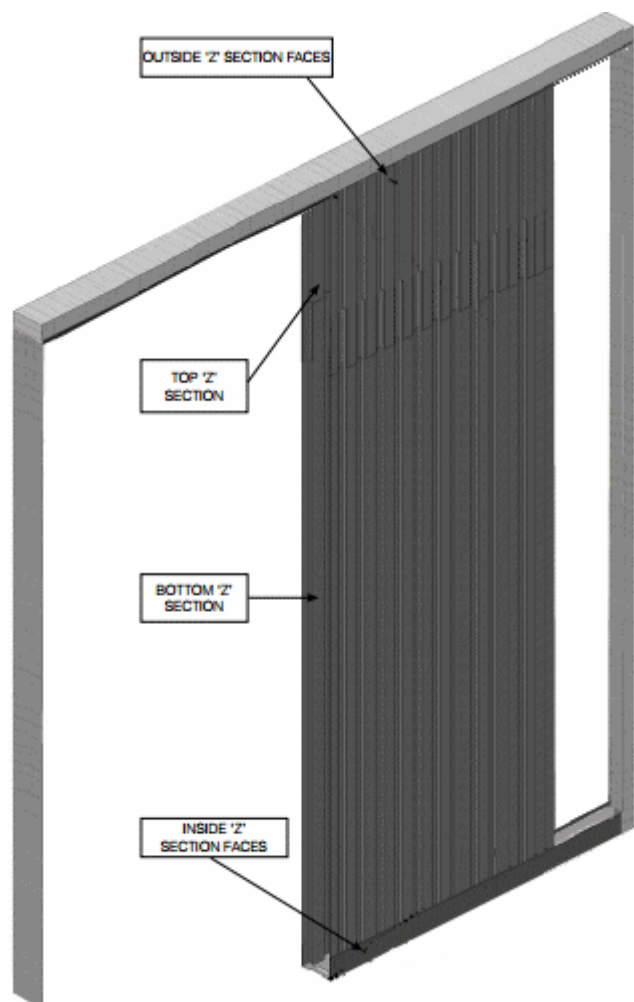
- Please note this item is made to order, lead times are usually 10-14 days.
- Please double check your requirements before ordering this product, **this item cannot be returned to us.**
- Our adjustable sliding telescopic pocket door kits effectively allow two door leaves to be concealed within one wall (on the same side) and almost a double span to be traversed.

- The door leaves are linked via a toothed belt and pulley system so when the user extracts the first door leaf the second is gently brought along with it and conversely the opposite happens when the doors are concealed back within the wall.
- The doorset is non handed and timber framing is supplied offset, as only one leaf makes contact with the closing jamb. Due to the location of the door top components.
- For aesthetics it is worth considering having a return on the second door leaf to conceal the gap when both doors are in the closed position.
- Our adjustable sliding pocket door kits are suitable for 2 x door panel between 626mm - 1300mm wide and up to 2700mm high.
- To cover a maximum opening width of up to 2542mm wide.
- Each kit allows you to create a telescopic sliding door kit.
- This unique adjustable system can be used with both wide and tall doors.
- Simple and quick installation.
- Suits doors 35mm - 44mm thick.
- Max door weight 80kg.
- Endpost, crosspieces, cassette edge covers, door brushes and seals included with all of our adjustable sliding pocket door systems.

## Description

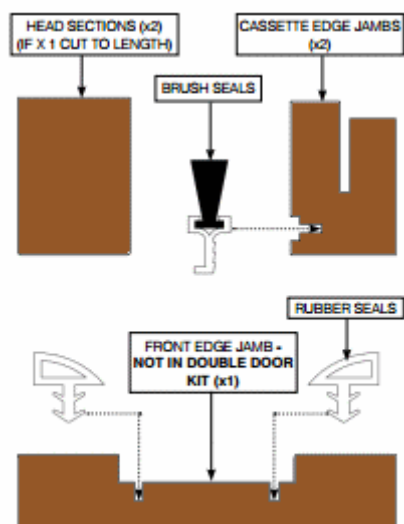
---

- **Please note this item is made to order, lead times are usually 10-14 days.**
- **Please double check your requirements before ordering this product, this item cannot be returned to us.**
- Our telescopic adjustable sliding pocket door gear systems have been designed to provide an unrivalled size and design flexibility with modular kits that are available in two heights and three widths as standard.
- Our adjustable kits include top fixed door brackets and poplar door linings as well as all the structural components for creating your pocket.
- The cassette is constructed from exceptionally rigid Z profiles that interlock together to create a unit that is height adjustable. The benefit in this is that unlike other systems that only accept one exact leaf size these kits can accommodate on-site variations or changes without having to send it back and order a different kit (or having to try to modify it on site)
- The Z section is exceptionally easy to affix the plasterboard to. included within the box are the right self drilling screws to get a good fix and ensure the screws don't penetrate too deep and risk scratching the door face There is also enough surface area should you wish to bond your plasterboard onto the frame.
- Quality components include Delrin covered ball bearing rollers. White powder coated anodised aluminium track. Pre punched floor channel. Pre formed door Poplar door linings. Soft brush seals. Pre cut plasterboard profiles for frameless wall openings. All of these are specifically designed and manufactured to make installation easy and gives years of trouble free performance
- Unlike most other pocket door solutions available today, these systems are adjustable in both height and width making them ideal for use with non standard door sizes including extra wide and tall doors.
- Allows interior doors to slide and disappear into a "pocket" within the wall cavity.
- Each set includes all the main components needed to install a long lasting, smooth running sliding door including an adjustable steel cassette pocket which is used to create the wall cavity or "pocket" for the door to slide into.
- This high quality sliding door gear is suitable for residential and commercial applications. The unique design allows doors between 35mm-45mm thick to be installed with a finished wall of 177mm.
- Supplied as a kit to create the pocket, which can be fully fitted in under 60 minutes by a skilled installer.
- Suitable for doors up to 80kg in weight (each panel).
- Suitable for use with timber doors only - **doors not included.**



## Supplied Complete With Timber Jamb Kit

- this system comes supplied **complete with timber lining - jamb kits**.



## Accessories

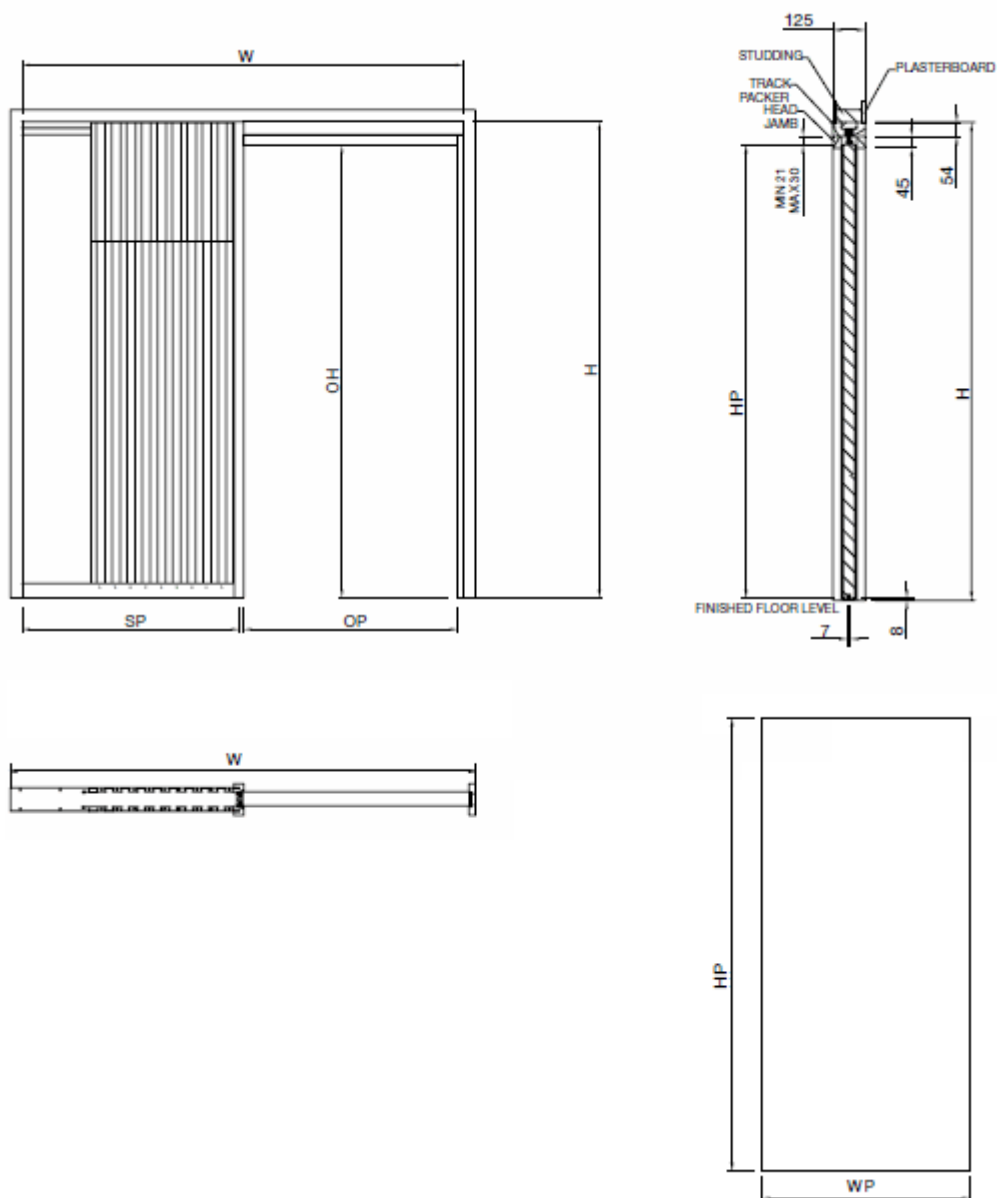
- Due to the location of the door top components, self closing, soft close and touch latches **are not suitable** for use with telescopic kits.

## Features & Benefits

- Adjustable pocket cassette system is ideal for use with non standard door sizes.
- Kits available for 2 x door panels between 626mm - 1300mm wide.
- Kits available for doors 1900mm - 2700mm high.
- Space saving - sliding doors help create up to 8% more living more space within a property
- Easy access
- Quiet operation
- Easy installation
- Economical

## Dimensions - Frame Sizes & Door Kit Sizes Available

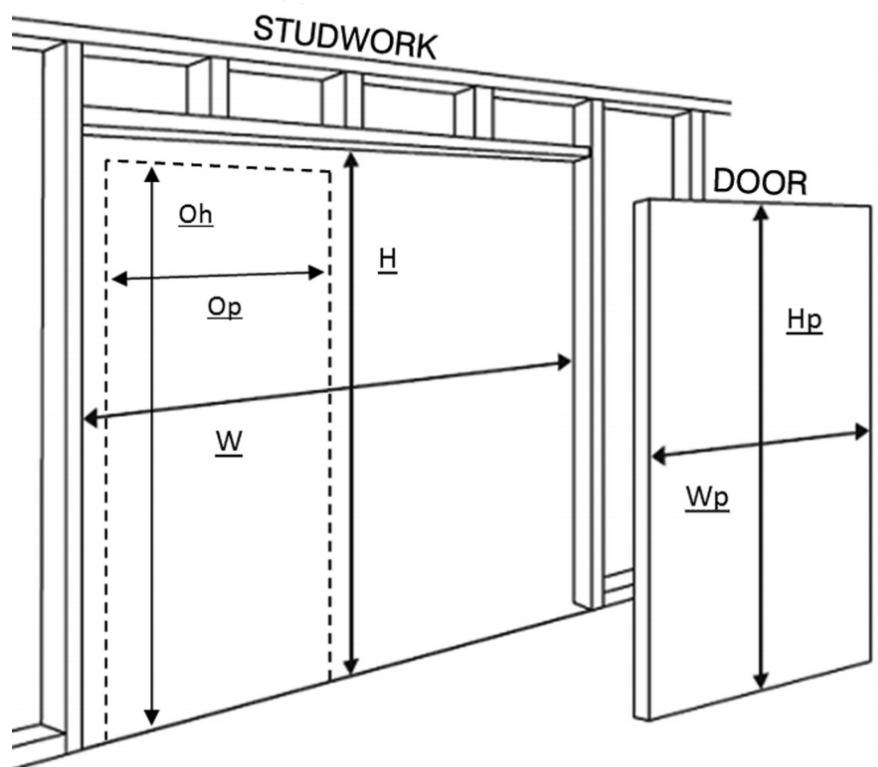
- The necessary wall aperture dimensions for the single pocket door kits can be derived from the calculations and elevations shown below.



Item Code	Door Width Style	Door Height Style	2 x Door Panel Widths (WP)	Max Door Height (HP)	Finished Wall Thickness
41131.1	Standard	Standard	626mm - 926mm	2100mm	177mm
41131.2	Intermediate	Standard	926mm - 1300mm	2100mm	177mm
41131.3	Standard	Tall Door	626mm - 926mm	2700mm	177mm
41131.4	Intermediate	Tall Door	926mm x 1300mm	2700mm	177mm

- Please note plasterboard is not provided with this kit and must be purchased separately.

Abbreviations
W = STUDWORK WIDTH
H = STUDWORK HEIGHT
Op = DOOR OPENING WIDTH
Oh = DOOR OPENING HEIGHT
Wp = DOOR WIDTH
Hp = DOOR HEIGHT



**To calculate studwork width and height from known door dimensions:**

- Studwork width (W) = 3 x Door width (Wp) + 57mm
- Studwork height (H) = Door height (Hp) + 85mm

**To calculate door size from known studwork dimensions:**

- Door width (Wp) = Studwork width (W) - 7mm Divided By 3
- Door height (Hp) = Studwork height (H) - 85mm

**To calculate door size from known door opening dimensions:**

- Door width (Wp) = Door opening width (Op) + 58mm Divided By 2
- Door height (Hp) = Door opening height (Oh) + 4mm

To calculate door opening width and height from known door dimensions:

- Door opening width (Op) = 2 x Door width (Wp) - 58mm
- Door opening height (Oh) = Door height (Hp) - 4mm

## Items Included Within The Adjustable Pocket Sliding Door Kit

- Adjustable metal cassette to create the "pocket"
- Screws to fix plasterboard to metal frame - **(Plasterboard not supplied)**
- Roller bearing door hanger kit
- Timber lining kit - (door jamb kit) including brush seals and rubber bumpers.

### Products in this set



41131.1 - Adjustable Telescopic Sliding Pocket Door Kit - 177mm Finished Wall - 626mm - 926mm Wide & Up To 2100mm High



41131.2 - Adjustable Telescopic Sliding Pocket Door Kit - 177mm Finished Wall -927mm - 1300mm Wide & Up To 2100mm High



41131.3 - Adjustable Telescopic Sliding Pocket Door Kit - 177mm Finished Wall - 626mm - 926mm Wide & Up To 2700mm High



41131.4 - Adjustable Telescopic Sliding Pocket Door Kit - 177mm Finished Wall -927mm - 1300mm Wide & Up To 2700mm High