
Seattle Square Rose Lever Handles - Matt Black

Product Images



Description

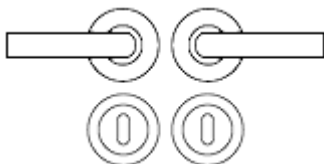
- Seattle square rose lever handles.
- Matt black finish.
- Suitable for residential use or light commercial.
- Concealed bolt through fixings via three piece rose.
- Matching matt black accessories available including Standard escutcheons (keyhole covers), Euro profile escutcheons and a bathroom turn & release set.

How To Order Lever Handles With A Rose

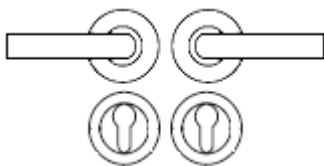
- **For Non-Locking Doors** - 1 x (Pair) Lever Handles Only



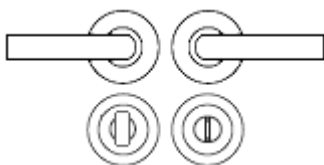
- **For Locking Doors** - 1 x (Pair) Lever Handles Only + 2 x (Each) Standard Escutcheons



- **For Euro Cylinder Locking Doors** - 1 x (Pair) Lever Handles Only + 2 x (Each) Euro Escutcheons



- **For Locking Bathroom Doors** - 1 x Pair Lever Handles Only + 1 x (Set) Turn & Emergency Release



Matching Accessories

- **Standard escutcheon** - (key hole cover to suit regular "chubb style locks") - **41507.1**
- **Euro profile escutcheon** - (key hole cover to suit euro profile cylinders) - **41506.1**
- **Turn & emergency release** - (a thumbturn used to lock bathroom doors, WC's and toilet doors) - **41510.1**

Base Material

- Made from stainless steel.

Finish Details

- Matt black finish.

Operation

- Both levers are sprung to ensure the lever always returns to its starting position.

Size Information

- Rose Diameter - 52mm
- Rose Thickness - 10mm

Spindle Size

- 8mm x 8mm square - UK Standard.

Fixings

- Concealed bolt together fixings via male and female bolts.
- Grub screw fixing to spindle for extra strength once fitted to the door.
- Comes supplied with male and female bolt through fixings and 8mm spindle.

Usage

- Suitable for residential use.
- Suitable for internal or external use.

Unit Of Sale

- Lever handles are sold in pairs. (One pair consists of 1x left hand and 1x right hand.)
- Escutcheons (key hole covers) are sold individually (each.)
- Turn and emergency releases are sold as a set (One set consists of a rose with a thumbturn fitted to the inside of the door and a rose with a coin slot fitted to the outside of the door.)
- Please allow 7 days for delivery.

41512.1 - Seattle Square Rose Lever Handles Only - Matt Black - Pair



1 x pair of lever handles only

41512.2 - Seattle Square Rose Lever Handles - Matt Black - Latch And Hinge Pack - To Suit 35mm Thick Non Locking Doors



Suitable for use on 35mm thick internal doors, items included within this door pack are:

1 x pair of door handles - matt black
1 x heavy duty tubular latch - 76mm case depth (57mm backset) CE / UKCA Marked - fire rated - matt black
3 x ball bearing hinges - 76mm x 50mm - matt black
1 x tubular latch - 76mm case depth (57mm backset)
3 x hinges - 76mm x 50mm

41512.3 - Seattle Square Rose Lever Handles - Matt Black - Latch And Hinge Pack - To Suit 44mm Thick Non Locking Doors - FD30 Fire Rated



Suitable for use on 44mm thick FD30 fire rated internal doors, items included within this door pack are:

1 x pair of door handles - matt black
1 x heavy duty tubular latch - 76mm case depth (57mm backset) CE / UKCA Marked - fire rated - matt black
1 x intumescent kit for tubular latch
3 x fire rated ball bearing hinges - 102mm x 76mm - CE / UKCA Marked - fire rated - matt black
6 x intumescent hinge pad liners

41512.4 - Seattle Square Rose Lever Handles - Matt Black - Bathroom Lock & Hinge Pack - To Suit 35mm Thick Doors With Bathroom Turn & Release Locking



Suitable for use on 35mm thick internal doors, items included within this door pack are:

1 x pair of door handles - matt black
1 x bathroom turn and release set - matt black
1 x heavy duty bathroom mortice lock - 76mm case depth (57mm backset) CE / UKCA Marked - fire rated - matt black
3 x ball bearing hinges - 76mm x 50mm - matt black

41512.5 - Seattle Square Rose Lever Handles - Matt Black - Bathroom Lock & Hinge Pack - To Suit 44mm Thick Doors With Bathroom Turn & Release Locking



Suitable for use on 35mm thick internal doors, items included within this door pack are:

1 x pair of door handles - matt black
1 x bathroom turn and release set - matt black
1 x heavy duty bathroom mortice lock - 76mm case depth (57mm backset) CE / UKCA Marked - fire rated - matt black
3 x fire rated ball bearing hinges - 102mm x 76mm - CE / UKCA Marked - fire rated - matt black

41512.6 - Seattle Square Rose Lever Handles - Matt Black - 3 Lever Lock & Hinge Pack - To Suit 35mm Thick Key Locking Doors



Suitable for use on 35mm thick internal doors, items included within this door pack are:

1 x pair of door handles - matt black
2 x standard profile escutcheon key hole covers - matt black
1 x heavy duty 3 lever mortice sash lock - 76mm case depth CE / UKCA Marked - fire rated - matt black
3 x ball bearing hinges - 76mm x 50mm - matt black

41512.7 - Seattle Square Rose Lever Handles - Matt Black - 3 Lever Lock & Hinge Pack - To Suit 44mm Thick Key Locking Doors - FD30 Fire Rated

Suitable for use on 44mm thick FD30 fire rated internal doors, items included within this door pack are:



- 1 x pair of door handles - matt black
- 2 x standard profile escutcheon key hole covers - matt black
- 1 x heavy duty 3 lever mortice sash lock - 76mm case depth CE / UKCA Marked - fire rated - matt black
- 1 x intumescent kit for 3 lever sash lock
- 3 x fire rated ball bearing hinges - 102mm x 76mm - CE / UKCA Marked - fire rated - matt black
- 6 x intumescent hinge pad liners

41512.8 - Seattle Square Rose Lever Handles - Matt Black - Euro Profile Lock & Hinge Pack - To Suit 35mm Thick Key Locking Doors With Internal Thumbturn

Suitable for use on 35mm thick internal doors, items included within this door pack are:



- 1 x pair of door handles - matt black
- 2 x euro profile escutcheon key hole covers - matt black
- 1 x heavy duty euro profile mortice sash lock case - 76mm case depth (57mm backset) CE / UKCA Marked - fire rated - matt black
- 1 x euro profile cylinder key / turn - 60mm length - matt black
- 3 x ball bearing hinges - 76mm x 50mm - matt black

41512.9 - Seattle Square Rose Lever Handles - Matt Black - Euro Profile Lock & Hinge Pack - To Suit 44mm Thick Key Locking Doors With Internal Thumbturn - FD30 Fire Rated

Suitable for use on 44mm thick FD30 fire rated internal doors, items included within this door pack are:



- 1 x pair of door handles - matt black
- 2 x euro profile escutcheon key hole covers - matt black
- 1 x heavy duty euro profile mortice sash lock case - 76mm case depth (57mm backset) CE / UKCA Marked - fire rated - matt black
- 1 x intumescent kit for euro profile sash lock
- 1 x euro profile cylinder key / turn - 70mm length - matt black
- 3 x fire rated ball bearing hinges - 102mm x 76mm - CE / UKCA Marked - fire rated - matt black
- 6 x intumescent hinge pad liners