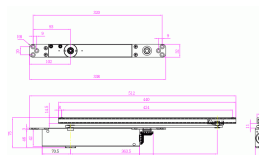


CAM Action Concealed Overhead Door Closer - Power Size 2-4, Certifire Approved

Product Images



Short Description

- Concealed overhead door closer
- High-performance CAM action mechanism
- 23mm wide slide track with matching arm
- Cushion Stop / Backcheck
- Fully reversible for use in door or transform fixing positions
- Minimum door thickness 44mm
- Features individual controls for door speed, latching action and backcheck.
- EN power size - 2-4 - CE marked in all power sizes.
- Max door width/weight - 1100mm / 80kg.
- Overhead door closer has a max opening angle of 120 degrees.
- Power adjustable by spring.

Features

- This compact overhead door closer unit allows the closer body and slide channel to be installed discretely out of sight which reduces the risk of abuse and is more aesthetically pleasing for the specifier.
- Our concealed door closer incorporates a highly efficient cam action technology which guarantees a reliable closing force for fire door applications but also ensures ease of opening which is particularly important when considering children, the disabled and elderly who will only encounter a minimum resistance when opening the door.
- The product is ideal in meeting the demands and needs of the healthcare, education and commercial sectors. The result is a product that will meet the requirements for fire and smoke control doors and also provides easy operation for accessibility.
- The components used are highly engineered to ensure the product performs efficiently. High quality hydraulic fluid which ensures consistent performance in temperatures from -15° to + 40°. The door closer mechanism is highly reliable and will provide product durability and long life performance.
- Suitable for doors of 44mm thickness and above, this concealed closer has been performance tested and meets the requirements of BS EN1154, fire tested to BS EN1634 Part 1 on timber doors to achieve 30 and 60 minutes fire rating **when installed with the approved intumescent gasket set, sold separately (product 41663)**
- This product is CE Marked / UKCA Marked and Certifire approved.
- The concealed, hidden design is ideal for architectural projects where an invisible door closer is required, such as high-end residential apartments and offices.

Matching Channel & Arm Finishes:

- Silver
- [Satin nickel](#)
- [Polished chrome](#)
- Brass - (please contact us for prices and lead times).
- [Dark bronze](#) - (please contact us for prices and lead times).
- [Antique brass](#) - (please contact us for prices and lead times).
- Black - (please contact us for prices and lead times).

Power Adjustment Via Spring:

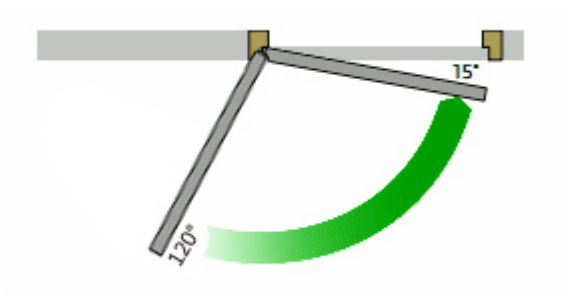
- Power adjustment by means of an allen key (adjustment screws are located on the top of the body). It can be adjusted to suit door maximum door widths of 850mm to 1100mm (EN power size 2-4).

EN Power Size Setting	Maximum Door Width (mm)	Maximum Door Weight (kg)
2	850mm	40kg
3	950mm	60kg
4	1100mm	80kg

Adjustable Closing Speed:

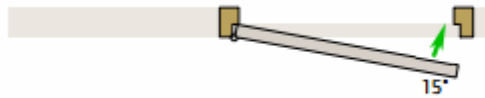
- The closing speed can be adjusted by turning a small screw in the body of the closer.
- By turning the screw in the body the rate at which oil flows through the closer changes in turn controlling how fast the closer will shut the door.

- Speed adjustment can be controlled from approximately from 120 degrees (the maximum opening angle) down to the last 15 degrees of the closing cycle.



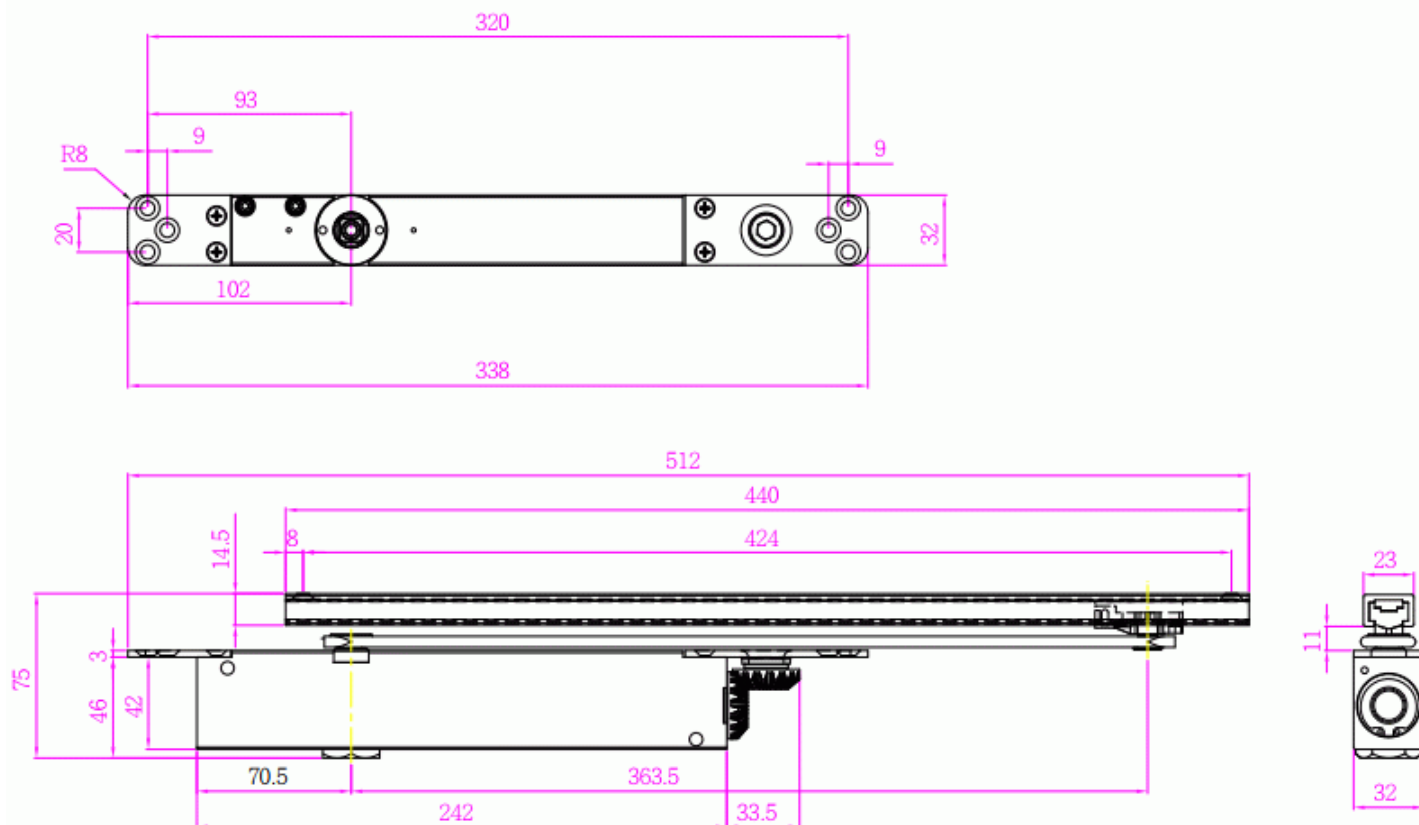
Adjustable Latch Action:

- The last 15 degrees of the closing cycle is known as the latch action (or snap action), it's designed to help give a door closer a little extra force to help it overcome any door seals, or latches that might prevent the door from closing within the frame.
- The latch action can be adjusted by turning a screw in the body of the closer.
- By turning the latch action off or very low the door closer will softly close into the frame, by turning the latch action to it's maximum setting the door closer will push into the door frame with extra force.



Closer Dimensions:

- Body Length - 275.5mm
- Body Height - 42mm
- Body Width - 32mm
- Plate Length - 338mm
- Plate Width - 32mm
- Plate Thickness - 3mm
- Channel Length - 440mm
- Channel Width - 23mm
- Channel Height - 14.5mm



Standards & Certification:

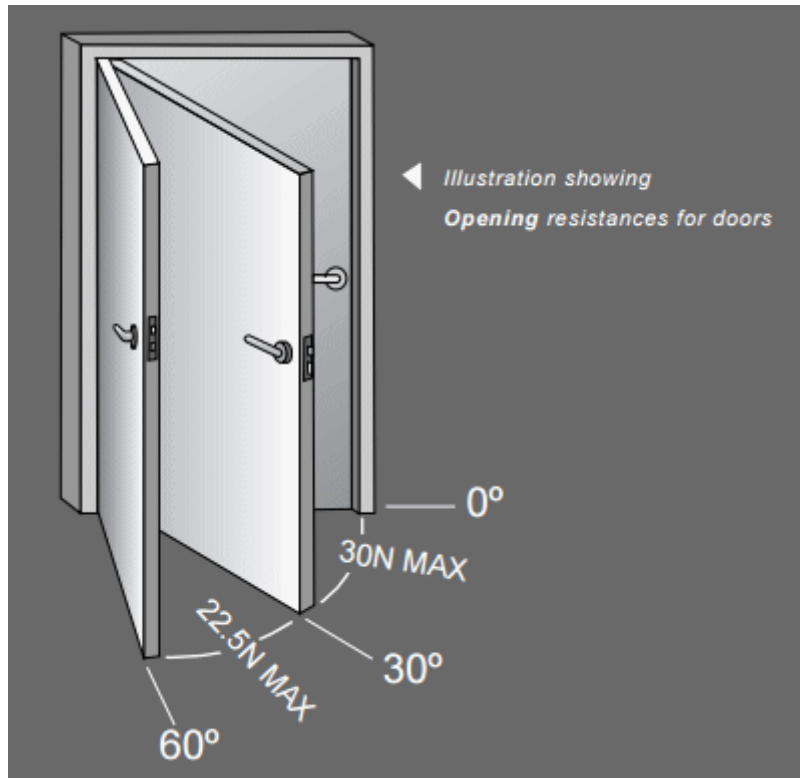
Please view the "Downloads" tab to download available certificates.

- **Fire Tested** - to BS EN 1634 part 1 - tested for use on timber doors up to 60 minutes (suitable for FD30 and FD60 doors) **when used with intumescent pack 41663**
- **Certifire Approved** - Independent third-party testing by Warrington Certification Ltd - certificate number - CF5293
- **Tested To EN 1154** - The European standard for controlled door closing devices.
- **CE Marked / UKCA Marked - 1121-CPD-AD5192** - Fully CE Marked / UKCA Marked against EN 1154 in all three power sizes
- **DoP** - Declaration of performance available **DOP-SHLC-DC61**
- **EN1154 Classification Code: €" 384 / 2113**

BS8300 & Approved Doc M (ADM) Compliance:

- The variable power, high efficiency CAM action closer offers a lesser resistance to opening by the frail, disabled or encumbered, whilst providing power size 3 (producing a minimum closing force of 18NM) for fire doors as laid down in BS EN 1154.
- This high efficiency helps fire door sets to comply with an opening force of 30N or less as specified in Approved Document M.
- Building Regulations Approved Document M - ADM ("Access & Facilities for Disabled People") is the code of practice for the Disability Discrimination Act (DDA) which came into force in the UK on 1st October 2004.
- **This concealed door closer meets the above requirements when fitted to a door measuring a minimum of 777mm in power size 3**

Diagram showing maximum opening forces at set opening angles as detailed in BS8300 and Approved Doc M (ADM)



Intumescent Pack For Fire Doors:

- When installed on a fire door the intumescent pack 41663 must be used in order to comply with the fire test evidence.

Products in this set



41662.1 - High Efficiency CAM Action Concealed Overhead Door Closer - Power Size 2-4 - CE / UKCA
Marked To EN1154 - Silver Arm & Channel



41662.2 - High Efficiency CAM Action Concealed Overhead Door Closer - Power Size 2-4 - CE / UKCA
Marked To EN1154 - Satin Nickel Arm & Channel



41662.3 - High Efficiency CAM Action Concealed Overhead Door Closer - Power Size 2-4 - CE / UKCA
Marked To EN1154 - Polished Chrome Arm & Channel