

Urban Pull Handle - Bolt Through Fixing - Satin Nickel

Product Images



Description

- High architectural quality Satin Nickel Urban pull handle
- Made from solid brass ideal for internal or external entrance doors
- Bolt through the door design see below diagram




Above diagram shows how a bolt through pull handle is fitted to a wooden door

Finish

- Satin Nickel

Dimensions





	Bolt centers (A)	Length	Projection (C)
42694.1	279mm	305mm	58mm
42694.2	432mm	457mm	58mm

Important Info Before You Buy

- Suitable for wooden doors
- Pull handles are best suited for areas of high or heavy use such as offices, schools and public buildings
- Pull handles are usually fitted to the PULL side of the door
- A finger plate (push plate) is usually required on the push side of the door to cover the fixing bolts
- This pull handle is sold individually - each

Products in this set

	42694.1 - Urban Pull Handle - Bolt Through Fixing - 305mm Length - Satin Nickel
	42694.2 - Urban Pull Handle - Bolt Through Fixing - 457mm Length - Satin Nickel