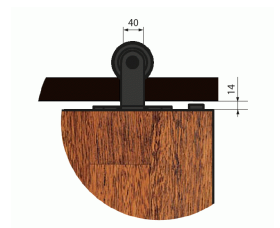
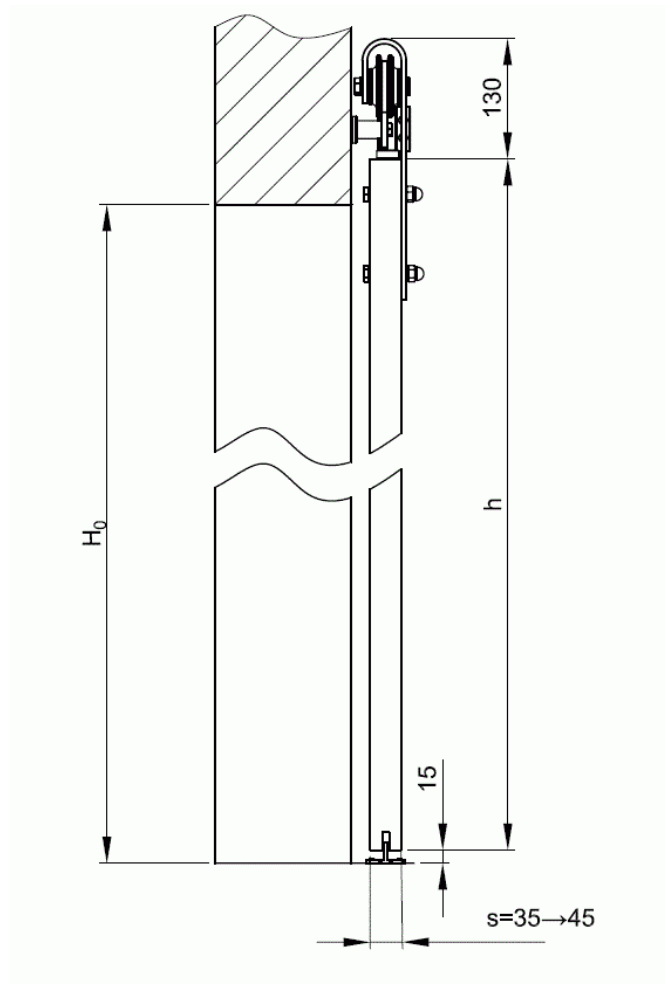


## Luna - Sliding Door Gear With Top Hung Fixing Brackets & Exposed Roller Wheels - For Door Widths Up To 900mm Wide - Track Length 2000mm - Matt Black

### Product Images



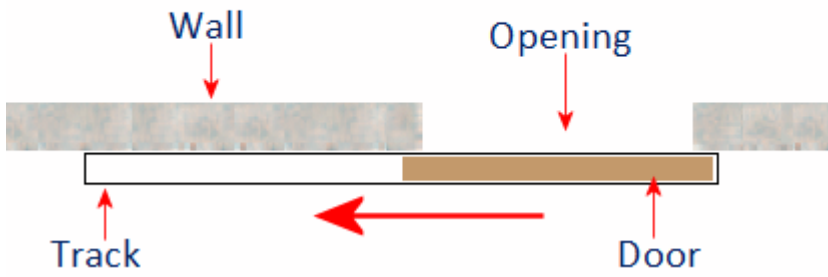


## Description

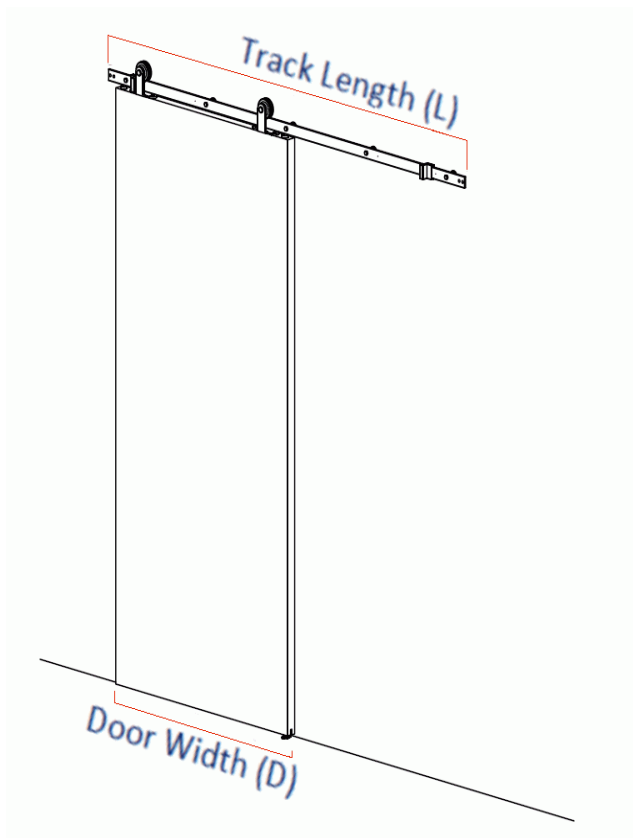
- The Luna sliding door system is a top hung kit with a flat rectangular track and exposed roller wheels in a matt black finish.
- Steel track with matt black ball bearing rollers.
- Designed for use with timber doors between 35mm - 45mm thick and up to 100kg in weight.
- Ideal for sliding doors between rooms, wall openings or for entrances to offices.
- Top mounted hangers with ball bearing wheels that run along a matt black, rectangular shape flat bar.
- A concealed floor mounted guide is centrally located to eliminate any swinging effect and allow a uniform movement during sliding.
- Each set includes all the main components needed to install a long lasting, smooth running wooden sliding door.

## Single Sliding Doors

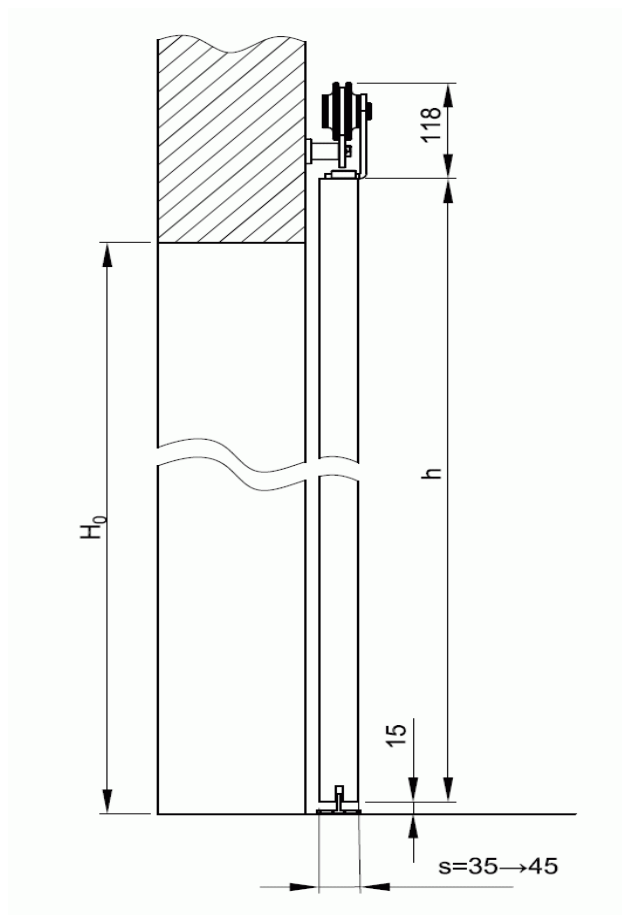
## Single Sliding Door



## Dimensions And Track Lengths Available



Item Code	Maximum Door Opening Width (D)	Overall Track Length (L)	Max Door Weight (W)	Door Thickness (T)
43016.1	900mm	2000mm	100kg	35mm - 45mm



- Door height (h) is calculated as follows  $H_0$  (Opening Height) + 25mm

## Optional Extras


- Soft close device - **43017**

## Fixing Options

- This sliding door system is designed to be fixed on to the wall.
- This system is attached to the wall via wall fixing brackets which attach to the top track.
- The top track is pre-machined to receive the brackets.
- Single screw fixing back plate with twin allen key fixing front plate.
- Brackets are to be positioned approximately every 450mm along the top track.

## Bottom Floor Guide

- Supplied complete with a concealed floor guide, fixed to the floor next to the door frame, it runs in a groove in the door leaving the threshold free from obstructions.



## Items Included Within The Rea Barn Style Sliding Door Gear System With Face Fix Straps

- 1 x Matt black top rail 2000mm length
- 5 x Wall fixing brackets.
- 2 x Single wheel ball race hangers.
- 2 x End stops.
- 1 x Floor guide - requires groove in bottom of door.

### Products in this set

---



43016.1 - Luna - Sliding Door Gear With Top Hung Fixing Brackets & Exposed Roller Wheels - For Door Widths Up To 900mm Wide - Track Length 2000mm - Matt Black