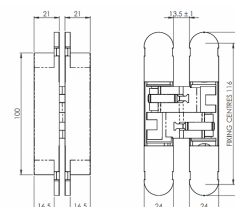


## Concealed Adjustable Hinge For Invisible Doors - 134mm x 24mm - Polished Nickel

### Product Images



## Description

---

- 134mm x 24mm, polished nickel adjustable concealed door hinge.
- Minimum door thickness 30mm.
- Ideal for use with flush doors, where an invisible or hidden door look is required.
  - Cover caps hide the adjustment and fixing screws for an a minimalist look.
  - Totally recessed making the gap between door and frame very small.
  - Easy to install and maintain
- 3D adjustable design (door can be adjusted vertically, horizontally and laterally).
- Opening angle up to 180 (when used with architrave free door frames).

## Weight Limits

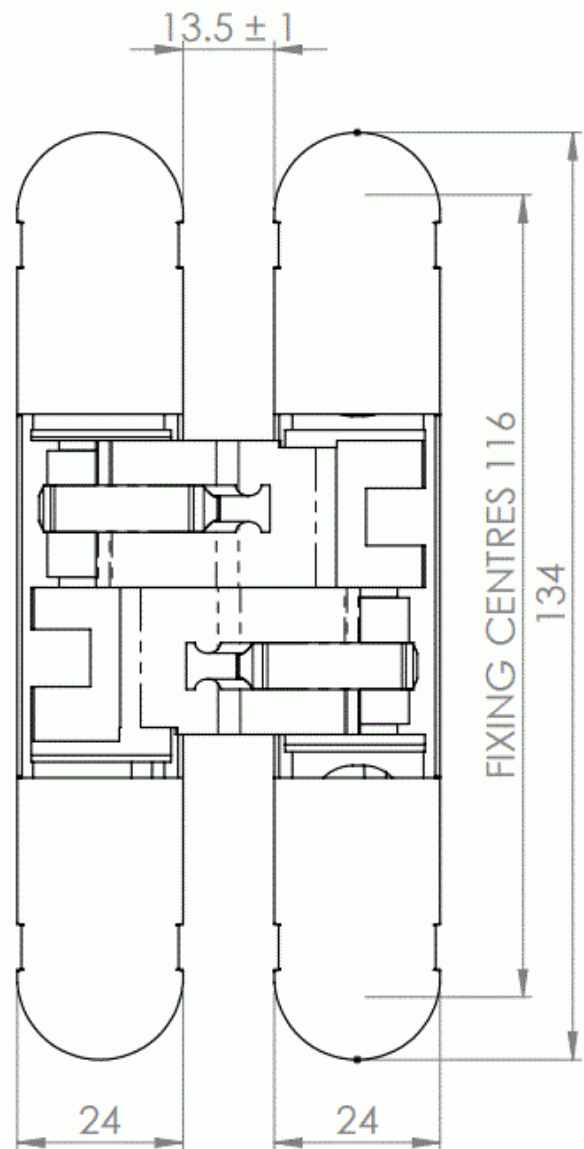
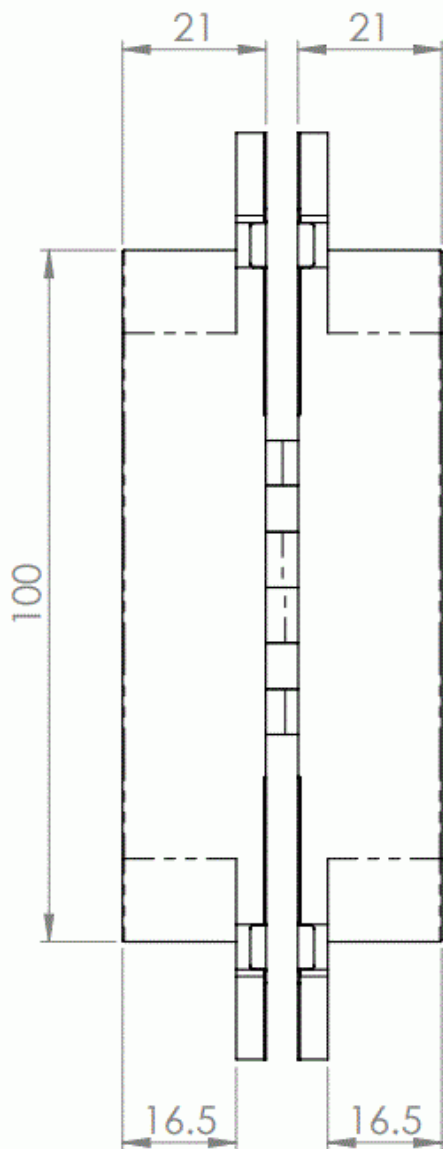
- Max door weight with 2 x hinges fitted - 40kg
- Max door weight with 3 x hinges fitted (hinges fitted top,middle and bottom) - 60kg
- Max door weight with 3 x hinges fitted (hinges fitted 2 x top,and 1 x bottom) - 65kg
- Max door weight with 3 x hinges fitted (hinges fitted 2 x top,and 1 x bottom) - 70kg

## Finish

- Polished nickel.

## Dimensions

- 134mm height x 24mm width x 16.5mm depth.



- 3D Adjustable
- +/- 3mm Side
- +/- 3mm Height
- +/- 1.5mm Compression

#### Installation & Adjustment Videos

#### Products in this set



43430.1 - Concealed Adjustable Hinge For Invisible Doors - 134mm x 24mm - Polished Nickel - Each - (1 Hinge)