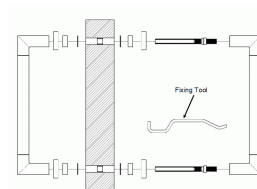



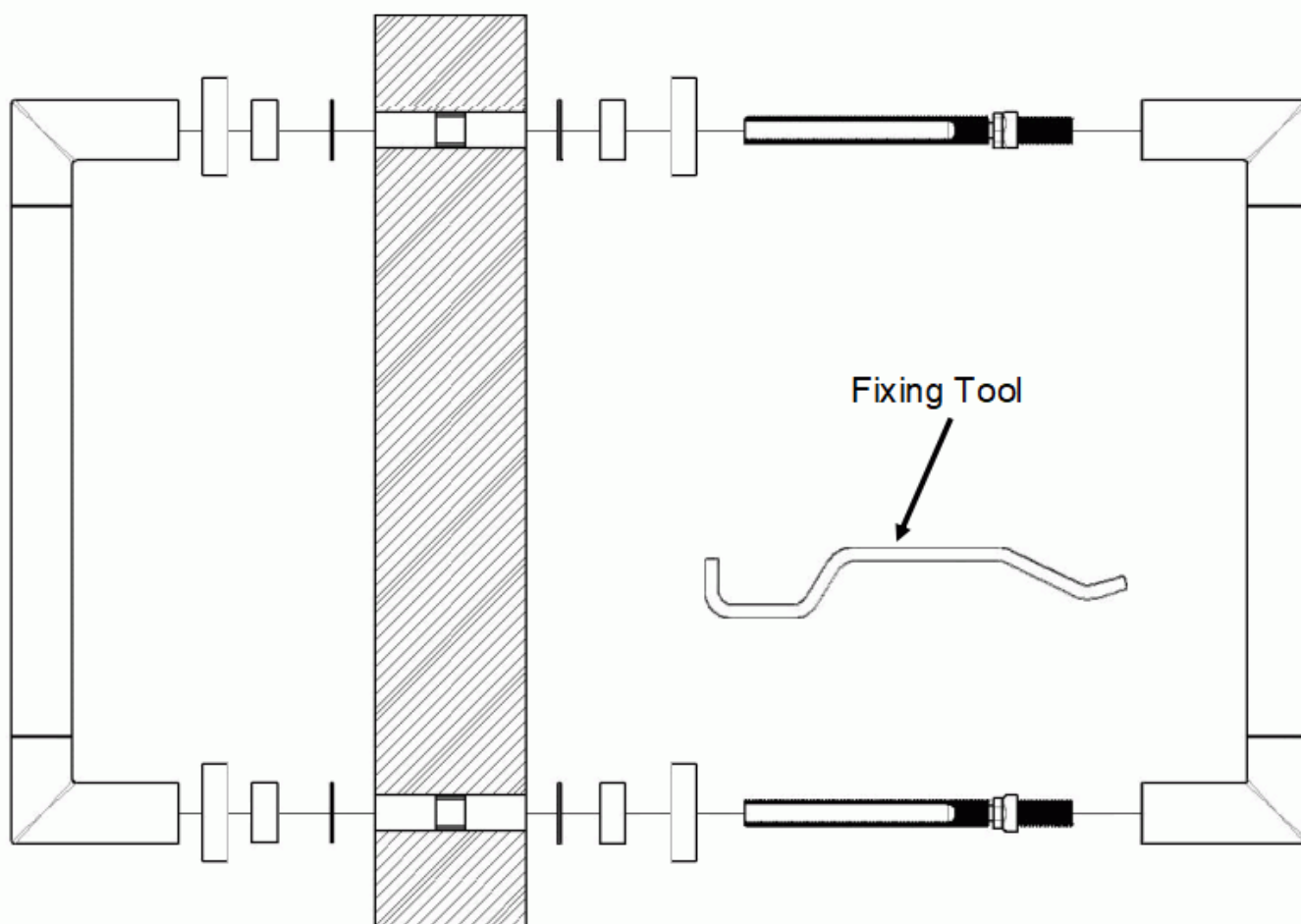
Back To Back Fixing Kit For 22mm x 22mm Square Shape Pull Handles - Satin Stainless Steel

Product Images



Description

- Satin stainless steel back to back fixing kit for square shape pull handles.
- Allows 2x square shape bolt through fixing pull handles to be fitted to either side of a door as a back to back pair.
- Suitable for wooden, metal or glass doors.
- Suits door thicknesses between 12mm - 55mm
- Satin Stainless Steel
- Suitable for use with 22mm x 22mm square section pull handles only,
- **Please note when fitted the square shape pull handles will end up with a 30mm x 30mm square collar around the post of the handle.**
- Please see the downloads tab for installation instructions.
- Supplied as a pair (to connect 2 x square shape pull handles together).



Products in this set



43482.1 - Back To Back Fixing Kit For Square Shape Pull Handles - 22mm x 22mm - To Suit 22mm x 22mm Square Pull Handles - Satin Stainless Steel - (Pair)