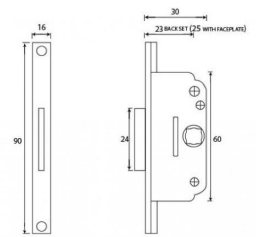



Window Dead Lock With 7mm x 7mm Spindle - For Use With Multi-Point Window Handles - Case Depth 30mm - (25mm Backset) - Satin Stainless Steel

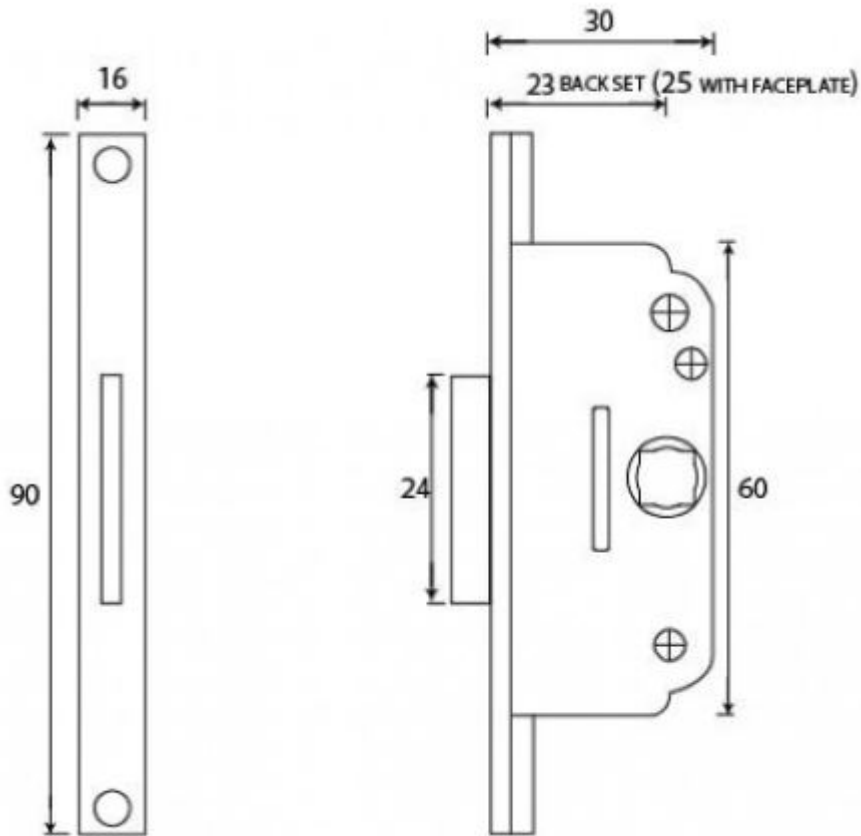
Product Images



Description

- A small, neat window dead lock with 7mm x 7mm spindle drive.
- Designed to be morticed into the edge of a hinged casement window.
- Must be used in conjunction with our range of multi-point window handles - [view category](#)
- Supplied with mortice plate, face plate and fixings.

Size Details



Item Code	Case Depth	Backset	Body Dimensions	Spindle Size
44495	30mm	25mm	60mm x 15mm	7mm x 7mm

Finish Details

- Satin stainless steel

Optional Night Vent Receiver Plate

- Our 44496 night vent plate is available as an optional extra, the twin slot plate allows the window to be locked closed with a small ventilation gap.

Products in this set



44495.1 - Window Dead Lock With 7mm x 7mm Spindle - For Use With Multi-Point Window Handles - Case Depth 30mm - (25mm Backset) - Satin Stainless Steel