

## Clarity Light Switch & Socket Range - Flat Plate With Squared Edges - Clear Perspex

**£0.00**

exc VAT: £0.00

### Product Images



**Please see the product attachments tab below, to download the price list for this range**

**Please give us a call or email to place an order.**

### Description

---

- Clarity range of light switches, dimmers and sockets.
- Flat clear plate with squared edges – PPX design.
- 3mm thick plate.

### Finish

- Clear perspex plate.
- White plastic switches, sockets and trims.

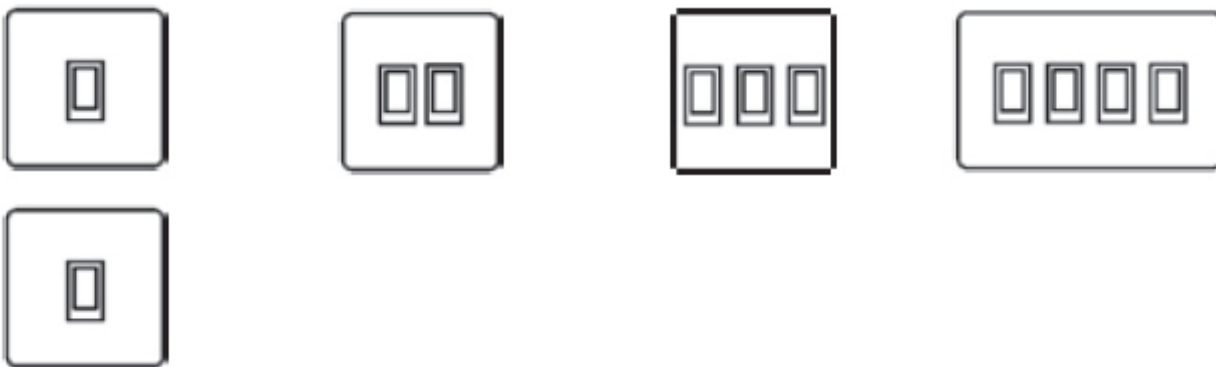
### Sizes

- Single plate - 88mm x 88mm.
- Double plate - 148mm x 88mm.

### Specials

- If you're unable to find switch or socket you require in the list below, please contact us as we're able to produce a wide range of specials.

### Rocker Switches - 10amp - 25mm Box Depth Required



- 1 Gang 2 Way Rocker Switch
- 2 Gang 2 Way Rocker Switch
- 3 Gang 2 Way Rocker Switch
- 4 Gang 2 Way Rocker Switch
- 1 Gang Intermediate Rocker Switch

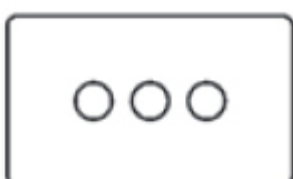


### Dolly Toggle Switches - 10amp - 35mm Box Depth Required





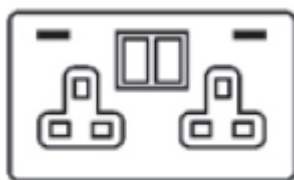
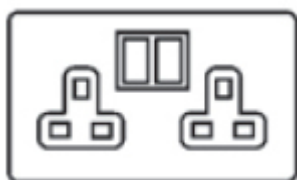

- 1 Gang 2 Way Dolly Toggle Switch
- 2 Gang 2 Way Dolly Toggle Switch
- 3 Gang 2 Way Dolly Toggle Switch
- 4 Gang 2 Way Dolly Toggle Switch
- 1 Gang Intermediate Dolly Toggle Switch

#### Dimer Switches - 35mm Box Depth Required




- 1 Gang Dimmer Switch - 250 Watts
- 1 Gang Dimmer Switch - 400 Watts
- 1 Gang Dimmer Switch - Trailing Edge For LED Bulbs
- 2 Gang Dimmer Switch - 250 Watts
- 2 Gang Dimmer Switch - 400 Watts
- 2 Gang Dimmer Switch - Trailing Edge For LED Bulbs
- 3 Gang Dimmer Switch - 250 Watts
- 3 Gang Dimmer Switch - 400 Watts
- 3 Gang Dimmer Switch - Trailing Edge For LED Bulbs
- 4 Gang Dimmer Switch - 250 Watts
- 4 Gang Dimmer Switch - 400 Watts
- 4 Gang Dimmer Switch - Trailing Edge For LED Bulbs

#### Switched Power Switches - 13amp - 35mm Box Depth Required





- Single Switched Socket
- Double Switched Socket
- Double Switched Socket With USB Chargers (1x 1amp USB and 1 x 2amp USB)

#### Fused Spurs - 13amp - 35mm Box Depth Required



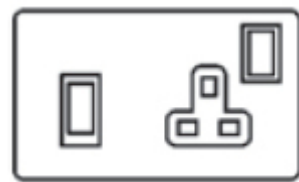
- Fused Spur
- Switched Fused Spur
- Switched Fused Spur With Neon Indicator
- Switched Fused Spur With Neon & Flex Outlet

#### Euro Module Plates

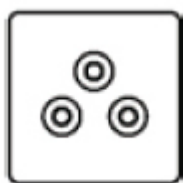


- 1 Module Euro Plate
- 2 Module Euro Plate
- 4 Module Euro Plate

#### Cooker Switches - 45amp - 35mm - 48mm Box Depth Required


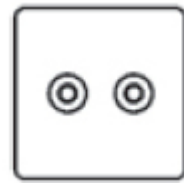
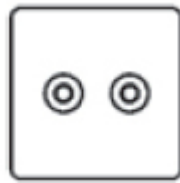
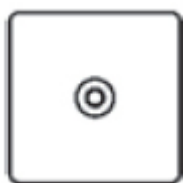
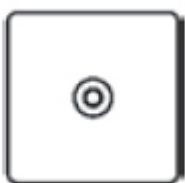


- Double Pole Switch
- Double Pole Switch With Neon Indicator
- Cooker Switch (Single Plate)
- Cooker Switch With 13amp Single Socket



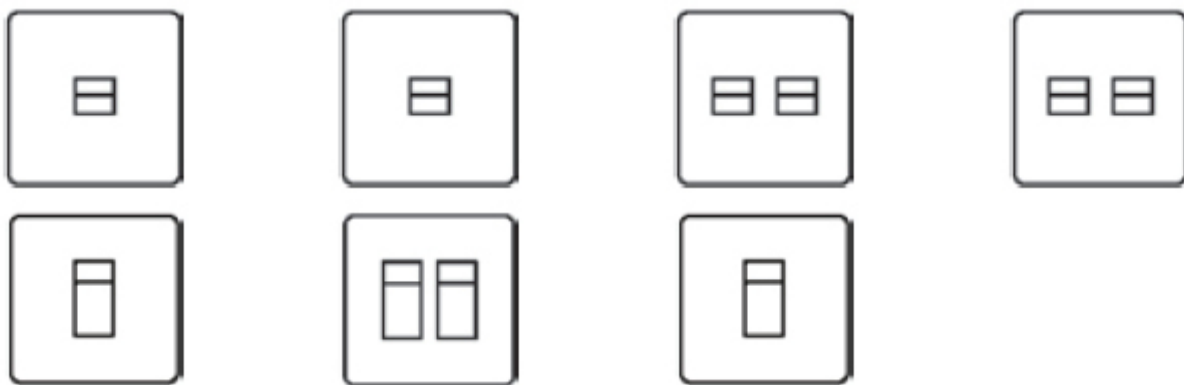
- Triple Pole Fan Isolation Switch - 6amp - 25mm Box Depth
- Round 3 Pin Socket (Unswitched) - 5amp - 35mm Box Depth
- Shaver Socket With Dual Output - 110v / 240v - 48mm Box Depth

#### TV & Satellite Sockets - 35mm Box Depth Required



- Single Non-Isolated TV / Coaxial Socket
- Single Isolated TV / Coaxial Socket
- Twin Non-Isolated TV / Coaxial Socket
- TV/FM Diplexed Coaxial Socket
- Satellite Socket
- TV / Satellite Socket

#### Telephone & Data Sockets - 35mm Box Depth Required



- 1 Gang Secondary Telephone Line Socket
- 1 Gang Master Telephone Line Socket
- 2 Gang Secondary Telephone Line Socket
- 2 Gang Master Telephone Line Socket
- 1 Gang RJ45 Data Socket
- 2 Gang RJ45 Data Socket
- 1 Gang RJ11 Socket

#### Blanking Plates



- Single Section Blank Plate
- Double Section Blank Plate

## Important Information:

- USB sockets are fitted with 1 x 1amp USB charger and 1 x 2amp USB charger.

#### Trailing Edge Dimmers for LED bulbs

- Maximum of 10 LED lamps per module.
- Minimum load 0 W per module. Maximum load 120 W per module.
- Suitable for most quality dimmable LED lamps.
- Compatibility is not guaranteed with all LED bulbs.

#### Box Depth

- When installing electrical accessories it is important to ensure that wall boxes of adequate depth are used.
- The box depth should comfortably accommodate the accessory and its connecting cables, and is particularly important with flat plate ranges and power accessories.
- The product selector table above gives recommended box depths for normal installation conditions.