
Luna Lever Door Handles On A Backplate - Satin Nickel

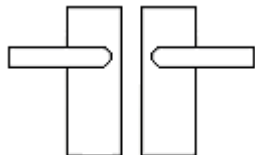
Product Images



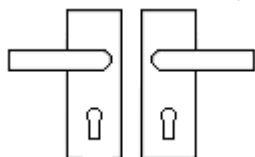
Description

- Available in various plate designs including latch set for non locking doors, lock set for key locking doors, bathroom set that locks via a thumbturn and can be released in an emergency via a coin release on the outside handle, and a euro profile set for use with euro profile cylinders.

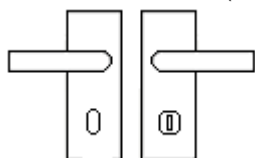
Plate Styles Available



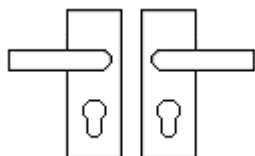
- Lever Latch Set - (Plain Plates)



- Lever Lock Set - (Plates With Key Holes)



- Bathroom Lever Set - (With Turn & Emergency Release)



- Euro Profile Lever Set - (For Use With Euro Cylinders)

Finish Details

- Satin Nickel

Operation

- Both levers are sprung to ensure the lever always returns to its starting position

Back Plate Size

- 185mm x 41mm

Spindle Size

- 8mm x 8mm square - UK Standard

Fixings

- Comes supplied with matching wood screws and spindle

Usage

- Suitable for domestic or light commercial use
- Suitable for internal or external use.

Unit Of Sale

- Sold in pairs
- (One pair consists of 1x left hand and 1x right hand)

Products in this set



48697.1 - Luna Lever Door Handles On A Standard Keyway Backplate - Satin Nickel - Pair



48697.2 - Luna Lever Door Handles On A Plain Latch Backplate - Satin Nickel - Pair



48697.3 - Luna Lever Door Handles On A Bathroom Lock Backplate - Satin Nickel - Pair



48697.4 - Luna Lever Door Handles On A Euro Profile Backplate - Satin Nickel - Pair