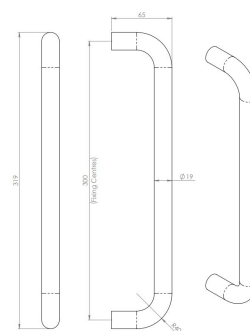


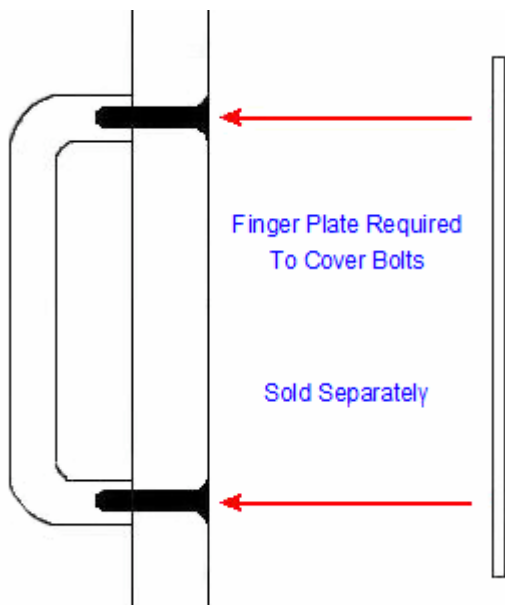
D Shaped Pull Handle - Two Sizes Available - Bolt Through Fixing - Matt Black

Product Images



Description

- D shape pull handles
- Two sizes available
- Ideal for use on for internal doors and external entrance doors
- Bolt through the door design see below diagram



Above diagram shows how a bolt through pull handle is fitted to a wooden door

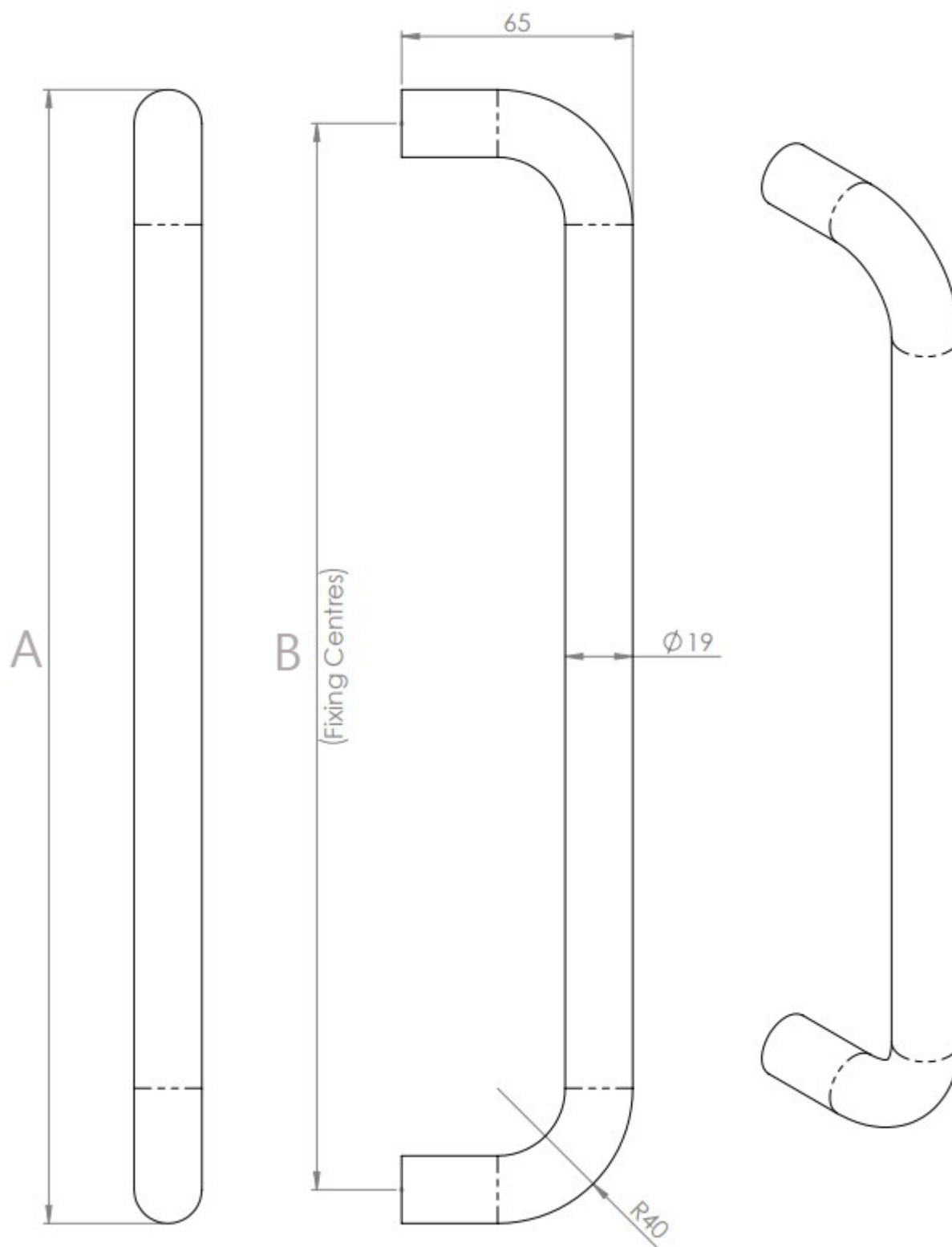
Alternative Fixing Options:

- Back to back pair (kit for fitting pull handles to both sides of the door) - see related product

Finish

- Matt Black

Dimensions



Item Code	Overall Length (A)	Bolt Centres (B)	Diameter
49684.1	319mm	300mm	19mm
49684.2	469mm	350mm	19mm

Important Info Before You Buy

- Suitable for wooden doors
- Pull handles are best suited for areas of high or heavy use such as offices, schools and public buildings
- This pull handle is sold individually

Products in this set



49104.1 - D Shaped Pull Handle - Bolt Through Fixing - 319mm Overall (300mm Fixing Centres) - Matt Black - Each



49104.2 - D Shaped Pull Handle - Bolt Through Fixing - 469mm Overall (450mm Fixing Centres) - Matt Black - Each