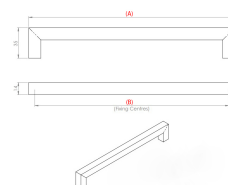


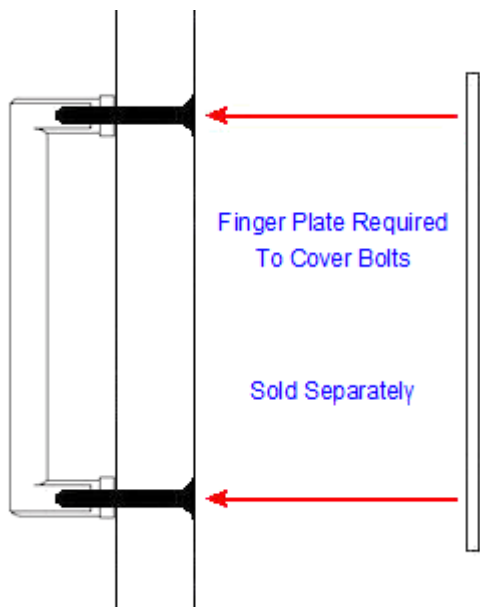
Linear Rectangular Bolt Through Fixing Pull Handle - Available In Four Sizes - Satin Stainless Steel

Product Images



Description

- Architectural quality pull handle
- Mitred design handle
- Works perfectly with various interior design styles including industrial, modern, transitional, and contemporary
- Suitable for domestic and commercial use
- Bolt through the door design see below diagram




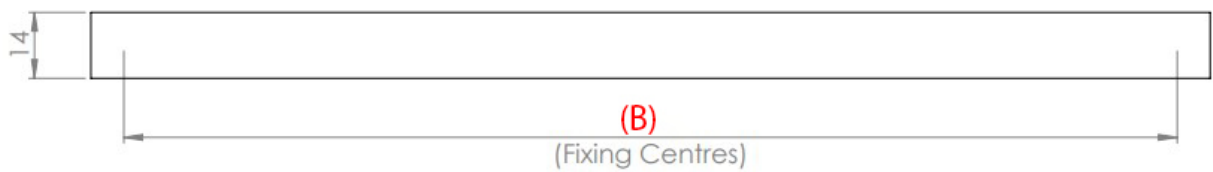
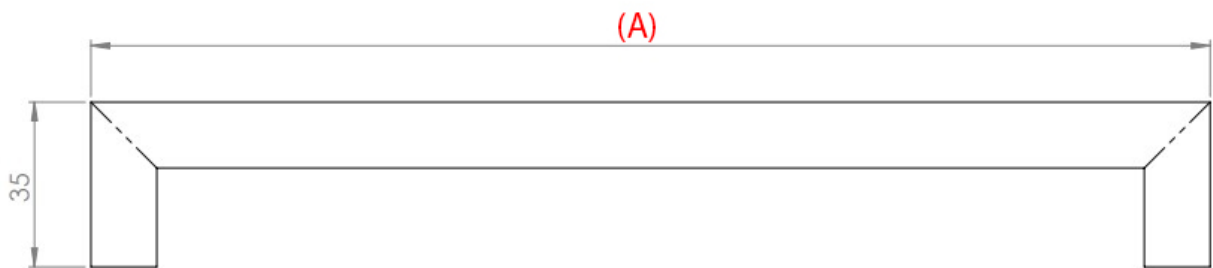
Above diagram shows how a bolt through pull handle is fitted to a wooden door

Finish

- Satin Stainless Steel

Dimensions

- Available In Four Sizes



	49105.1	49105.2	49105.3	49105.4
--	---------	---------	---------	---------

Height	35mm	35mm	35mm	35mm
Width	14mm	14mm	14mm	14mm
Overall Length (A)	110mm	142mm	174mm	238mm
Fixing Centres (B)	96mm	128mm	160mm	224mm

Important Info Before You Buy

- Suitable for wooden doors
- Pull handles are best suited for areas of high or heavy use such as offices, schools and public buildings
- This pull handle is sold individually - each

Products in this set



49105.1 - Linear Rectangula Bolt Through Fixing Pull Handle - 110mm Overall (96mm Fixing Centres) - Satin Stainless Steel - Each



49105.2 - Linear Rectangula Bolt Through Fixing Pull Handle - 142mm Overall (128mm Fixing Centres) - Satin Stainless Steel - Each



49105.3 - Linear Rectangula Bolt Through Fixing Pull Handle - 174mm Overall (160mm Fixing Centres) - Satin Stainless Steel - Each



49105.4 - Linear Rectangula Bolt Through Fixing Pull Handle - 238mm Overall (224mm Fixing Centres) - Satin Stainless Steel - Each