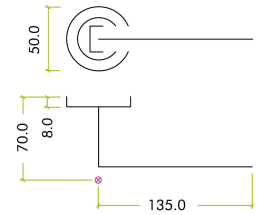



Cosmo Round Rose Lever Handles - PVD Satin Bronze

Product Images



Description

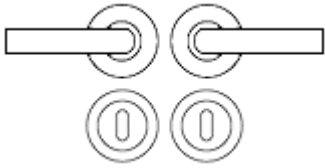
- Cosmo design round rose lever handles
- Suitable for commercial projects and public buildings
- Concealed bolt through fixings via screw on rose.
- Matching accessories available including standard escutcheons (keyhole covers) and a bathroom turn & release set.

How To Order Lever Handles With A Rose

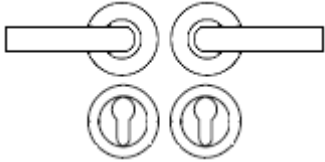
- **For Non-Locking Doors** - 1 x (Pair) Lever Handles Only



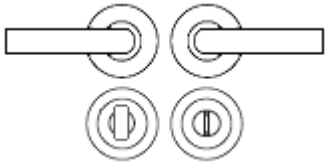
- **For Locking Doors** - 1 x (Pair) Lever Handles Only + 2 x (Each) Standard Escutcheons



- **For Euro Cylinder Locking Doors** - 1 x (Pair) Lever Handles Only + 2 x (Each) Euro Escutcheons



- **For Locking Bathroom Doors** - 1 x Pair Lever Handles Only + 1 x (Set) Turn & Emergency Release



Matching Accessories

- **Standard escutcheon** - (key hole cover to suit regular "chubb style locks")
- **Euro profile escutcheon** - (key hole cover to suit euro profile cylinders)
- **Turn & emergency release** - (a thumbturn used to lock bathroom doors, WC's and toilet doors)

Base Material

- Brass

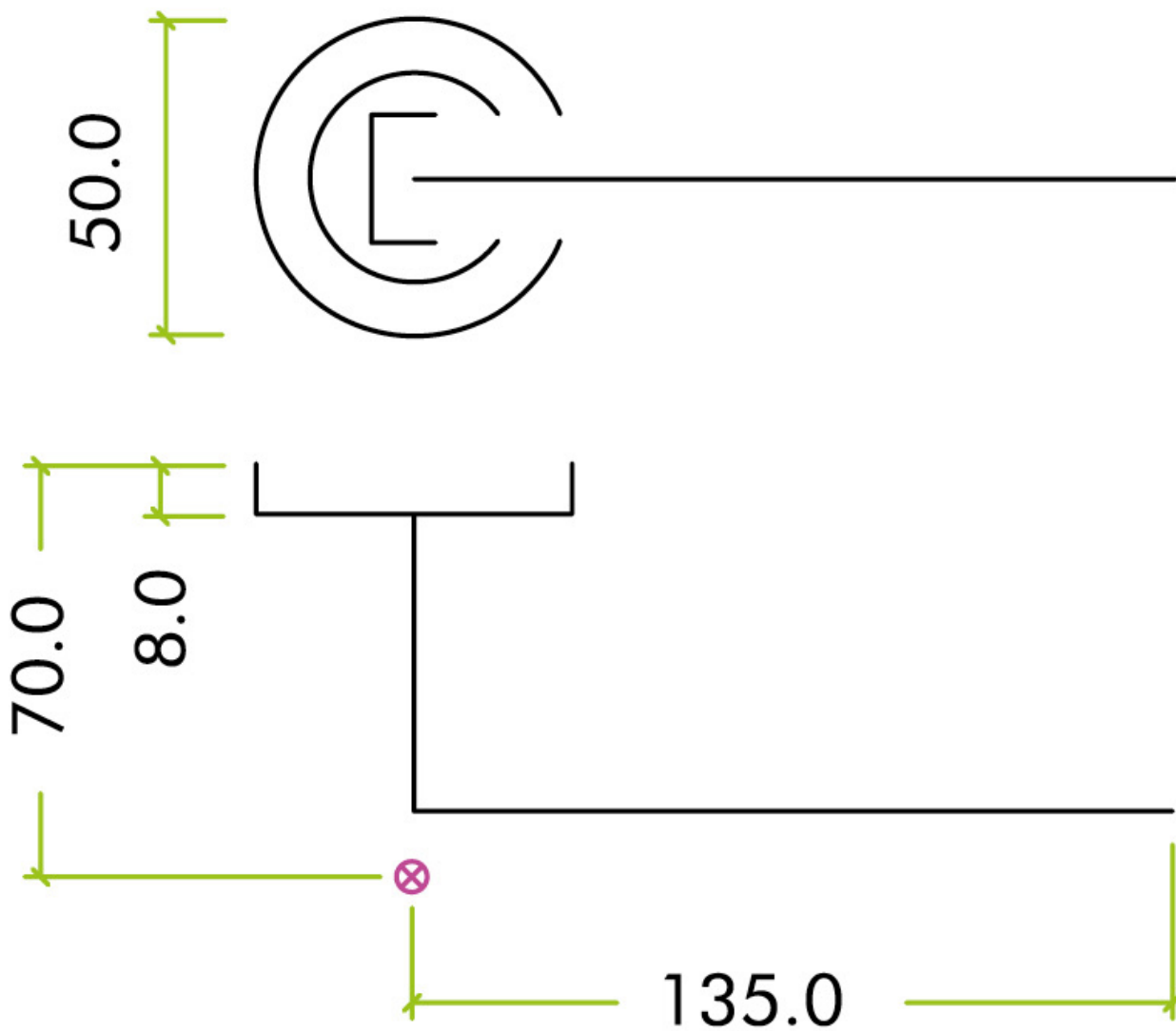
Finish

- PVD Satin Bronze

Operation

- Both levers are sprung to ensure the lever always returns to its starting position.

Dimensions



- Rose Diameter - 50mm
- Rose Thickness - 8mm
- Lever Length - 135mm

Spindle Size

- 8mm x 8mm square - UK Standard.

Fixings

- Concealed bolt together fixings via male and female bolts.
- Grub screw fixing to spindle for extra strength once fitted to the door.
- Comes supplied with male and female bolt through fixings and 8mm heso fixing spindle.

Usage

- Suitable for heavy duty commercial use.
- Suitable for internal or external use.

Unit Of Sale

- Lever handles are sold in pairs. (One pair consists of 1x left hand and 1x right hand).

Products in this set



49297.1 - Cosmo Round Rose Lever Handles - PVD Satin Bronze - Pair