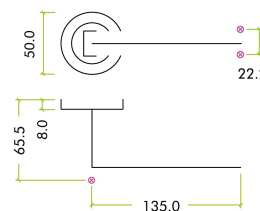


Garda Tubular Lever Door Handles With Square Section Neck And Round Rose - Matt Black

Product Images



Description

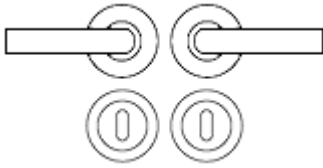
- Garda tubular lever door handles with square section neck and round rose lever handles
- Suitable for commercial projects and public buildings
- Concealed bolt through fixings via screw on rose.
- Matching accessories available including standard escutcheons (keyhole covers) and a bathroom turn & release set.

How To Order Lever Handles With A Rose

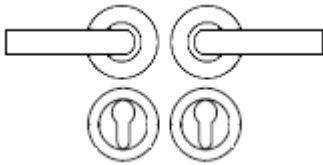
- **For Non-Locking Doors** - 1 x (Pair) Lever Handles Only



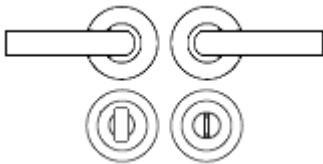
- **For Locking Doors** - 1 x (Pair) Lever Handles Only + 2 x (Each) Standard Escutcheons



- **For Euro Cylinder Locking Doors** - 1 x (Pair) Lever Handles Only + 2 x (Each) Euro Escutcheons



- **For Locking Bathroom Doors** - 1 x Pair Lever Handles Only + 1 x (Set) Turn & Emergency Release



Matching Accessories

- **Standard escutcheon** - (key hole cover to suit regular "chubb style locks")
- **Euro profile escutcheon** - (key hole cover to suit euro profile cylinders)
- **Turn & emergency release** - (a thumbturn used to lock bathroom doors, WC's and toilet doors)

Base Material

- Brass

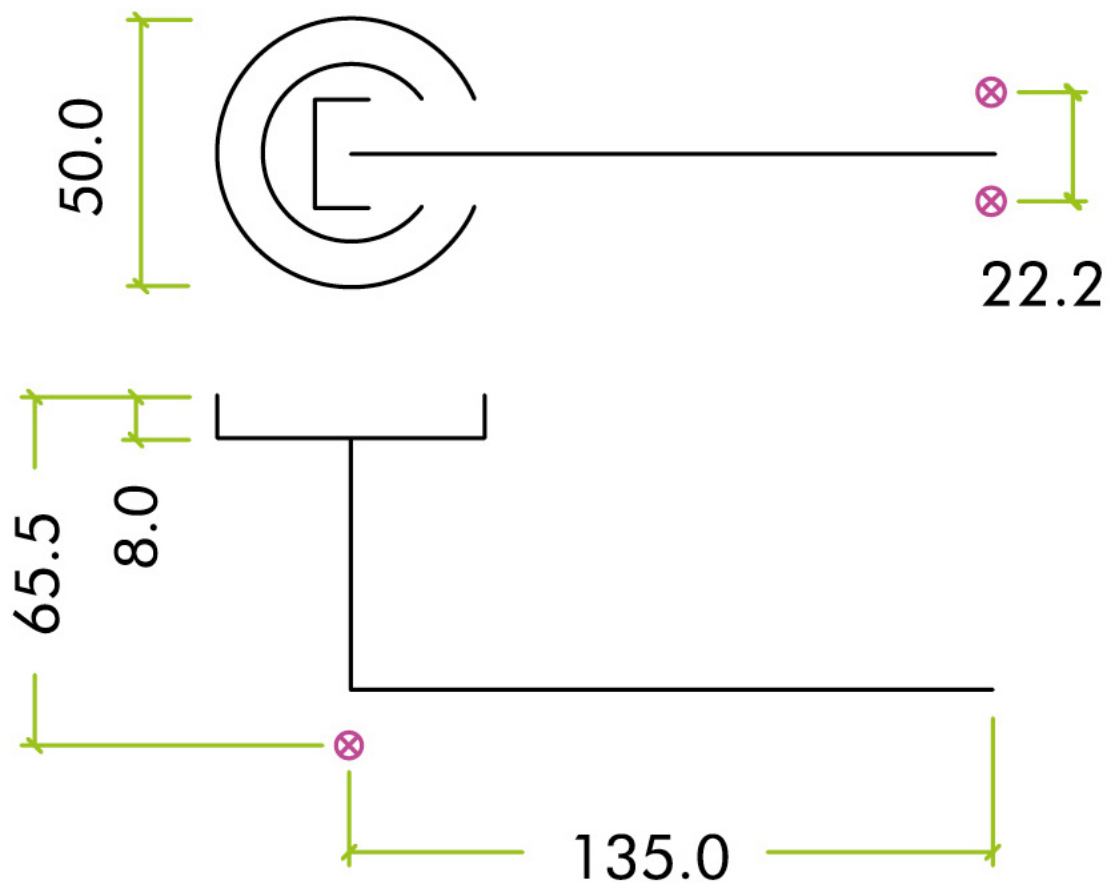
Finish

- Matt Black

Operation

- Both levers are sprung to ensure the lever always returns to its starting position.

Dimensions



- Rose Diameter - 50mm
- Rose Thickness - 8mm
- Lever Length - 135mm

Spindle Size

- 8mm x 8mm square - UK Standard.

Fixings

- Concealed bolt together fixings via male and female bolts.
- Grub screw fixing to spindle for extra strength once fitted to the door.
- Comes supplied with male and female bolt through fixings and 8mm hese fixing spindle.

Usage

- Suitable for heavy duty commercial use.
- Suitable for internal or external use.

Unit Of Sale

- Lever handles are sold in pairs. (One pair consists of 1x left hand and 1x right hand).

49305.1 - Garda Tubular Lever Door Handles With Square Section Neck And Round Rose - Matt Black - Pair



1 x pair of lever handles only

49305.2 - Garda Tubular Lever Door Handles With Square Section Neck And Round Rose - Matt Black - Latch And Hinge Pack - To Suit 35mm Thick Non Locking Doors



Suitable for use on 35mm thick internal doors, items included within this door pack are:

- 1 x pair of door handles - matt black
- 1 x heavy duty tubular latch - 76mm case depth (57mm backset) CE / UKCA Marked - fire rated - matt black
- 3 x ball bearing hinges - 76mm x 50mm - matt black
- 1 x tubular latch - 76mm case depth (57mm backset)
- 3 x hinges - 76mm x 50mm

49305.3 - Garda Tubular Lever Door Handles With Square Section Neck And Round Rose - Matt Black - Latch And Hinge Pack - To Suit 44mm Thick Non Locking Doors - FD30 Fire Rated



Suitable for use on 44mm thick FD30 fire rated internal doors, items included within this door pack are:

- 1 x pair of door handles - matt black
- 1 x heavy duty tubular latch - 76mm case depth (57mm backset) CE / UKCA Marked - fire rated - matt black
- 1 x intumescent kit for tubular latch
- 3 x fire rated ball bearing hinges - 102mm x 76mm - CE / UKCA Marked - fire rated - matt black
- 6 x intumescent hinge pad liners

49305.4 - Garda Tubular Lever Door Handles With Square Section Neck And Round Rose - Matt Black - Bathroom Lock & Hinge Pack - To Suit 35mm Thick Doors With Bathroom Turn & Release Locking



Suitable for use on 35mm thick internal doors, items included within this door pack are:

- 1 x pair of door handles - matt black
- 1 x bathroom turn and release set - matt black
- 1 x heavy duty bathroom mortice lock - 76mm case depth (57mm backset) CE / UKCA Marked - fire rated - matt black
- 3 x ball bearing hinges - 76mm x 50mm - matt black

49305.5 - Garda Tubular Lever Door Handles With Square Section Neck And Round Rose - Matt Black - Bathroom Lock & Hinge Pack - To Suit 44mm Thick Doors With Bathroom Turn & Release Locking



Suitable for use on 35mm thick internal doors, items included within this door pack are:

- 1 x pair of door handles - matt black
- 1 x bathroom turn and release set - matt black
- 1 x heavy duty bathroom mortice lock - 76mm case depth (57mm backset) CE / UKCA Marked - fire rated - matt black
- 3 x fire rated ball bearing hinges - 102mm x 76mm - CE / UKCA Marked - fire rated - matt black

49305.6 - Garda Tubular Lever Door Handles With Square Section Neck And Round Rose - Matt Black - 3 Lever Lock & Hinge Pack - To Suit 35mm Thick Key Locking Doors



Suitable for use on 35mm thick internal doors, items included within this door pack are:

- 1 x pair of door handles - matt black
- 2 x standard profile escutcheon key hole covers - matt black
- 1 x heavy duty 3 lever mortice sash lock - 76mm case depth CE / UKCA Marked - fire rated - matt black
- 3 x ball bearing hinges - 76mm x 50mm - matt black

49305.7 - Garda Tubular Lever Door Handles With Square Section Neck And Round Rose - Matt Black - 3 Lever Lock & Hinge Pack - To Suit 44mm Thick Key Locking Doors - FD30 Fire Rated



Suitable for use on 44mm thick FD30 fire rated internal doors, items included within this door pack are:

- 1 x pair of door handles - matt black
- 2 x standard profile escutcheon key hole covers - matt black
- 1 x heavy duty 3 lever mortice sash lock - 76mm case depth CE / UKCA Marked - fire rated - matt black
- 1 x intumescent kit for 3 lever sash lock
- 3 x fire rated ball bearing hinges - 102mm x 76mm - CE / UKCA Marked - fire rated - matt black
- 6 x intumescent hinge pad liners

49305.8 - Garda Tubular Lever Door Handles With Square Section Neck And Round Rose - Matt Black - Euro Profile Lock & Hinge Pack - To Suit 35mm Thick Key Locking Doors With Internal Thumbturn



Suitable for use on 35mm thick internal doors, items included within this door pack are:

- 1 x pair of door handles - matt black
- 2 x euro profile escutcheon key hole covers - matt black
- 1 x heavy duty euro profile mortice sash lock case - 76mm case depth (57mm backset) CE / UKCA Marked - fire rated - matt black
- 1 x euro profile cylinder key / turn - 60mm length - matt black
- 3 x ball bearing hinges - 76mm x 50mm - matt black

49305.9 - Garda Tubular Lever Door Handles With Square Section Neck And Round Rose - Matt Black - Euro Profile Lock & Hinge Pack - To Suit 44mm Thick Key Locking Doors With Internal Thumbturn - FD30 Fire Rated



Suitable for use on 44mm thick FD30 fire rated internal doors, items included within this door pack are:

- 1 x pair of door handles - matt black
- 2 x euro profile escutcheon key hole covers - matt black
- 1 x heavy duty euro profile mortice sash lock case - 76mm case depth (57mm backset) CE / UKCA Marked - fire rated - matt black
- 1 x intumescent kit for euro profile sash lock
- 1 x euro profile cylinder key / turn - 70mm length - matt black
- 3 x fire rated ball bearing hinges - 102mm x 76mm - CE / UKCA Marked - fire rated - matt black
- 6 x intumescent hinge pad liners