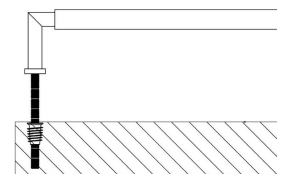

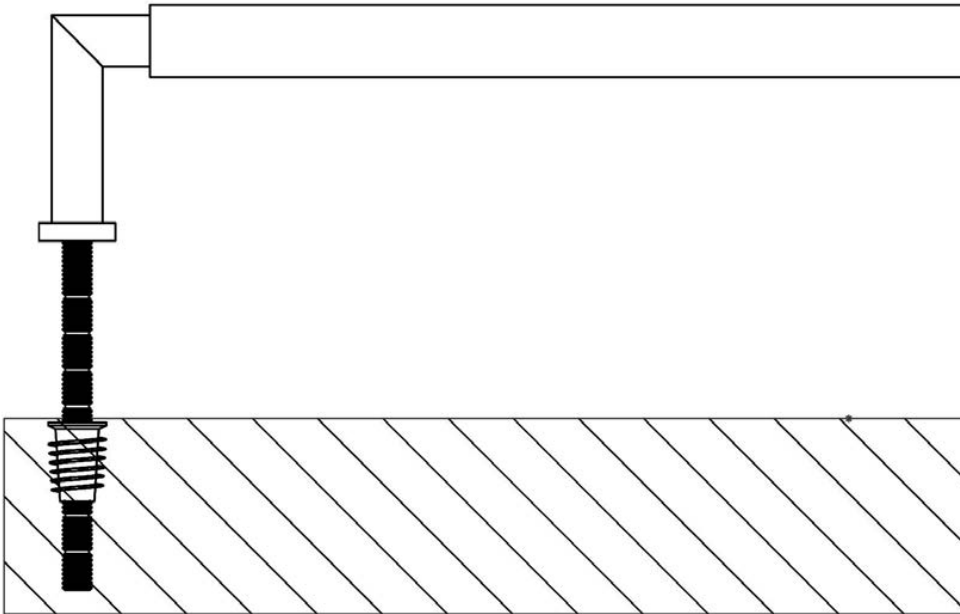

Rectangular Face Fixed Pull Handle With Rounded Grip - 439mm Length (425mm Centres) - Satin Brass (Lacquered) - Suitable For Use With FD30 / FD60 Fire Doors

Product Images



Description

- Rectangular Face Fixed Pull Handle With Rounded Grip
- High architectural quality Satin Brass pull handle
- Made from solid brass ideal for internal or external entrance doors
- Suitable for solid core wooden doors only
- Face fixing door design see below diagram



Above diagram shows how a face fix pull handle is fitted to a wooden door


Base Material

- Solid Brass

Finish

- Satin Brass

Dimensions



- Overall Length: 439mm
- Bolt Centres: 425mm
- Projection: 65mm

Fire Rating

- These handles have been tested to be used on FD30 / FD60 fire doors

Important Info Before You Buy

- Suitable for solid core wooden doors
- This pull handle is sold individually - each

Products in this set



49601.1 - Rectangular Face Fixed Pull Handle With Rounded Grip - Tested For Use With FD30 / FD60 Fire Doors - 439mm Length (425mm Centres) - Satin Brass (Lacquered) - Each