


---

**Tubular T Bar Back To Back Pull Handle With Stepped Ends - 513mm Length (425mm Centres) - Satin Nickel - Suitable For Use With FD30 / FD60 Fire Doors**

**Product Images**

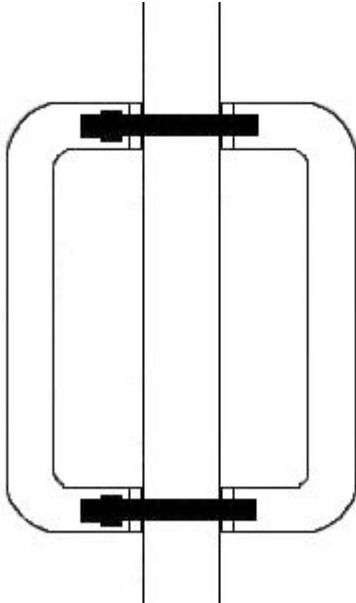
---



## Description

---

- Tubular T Bar Back To Back Pull Handle With Stepped Ends
- High architectural quality Satin Nickel pull handle
- Made from solid brass ideal for internal or external entrance doors
- Back to back fixing pair allows for handles to be fitted on both sides of the door.
- Suitable for use on timber, metal doors.
- Back to back fixing door design see below diagram



Above diagram shows how a bolt through pull handle is fitted to a wooden door


### Base Material

- Solid Brass

### Finish

- Satin Nickel

### Dimensions



- Overall Length: 439mm
- Bolt Centres: 425mm
- Projection: 65mm
- Maximum Door Thickness: 65mm

## Fire Rating

- These handles have been tested to be used on FD30 / FD60 fire doors

### Important Info Before You Buy

- Suitable for wooden doors
- Sold as a back to back fixing pair (2 handles)

### Products in this set

---



**49665.1 - Tubular T Bar Back To Back Pull Handle With Stepped Ends - Tested For Use With FD30 / FD60 Fire Doors - 513mm Length (425mm Centres) - Satin Nickel - Pair**