



---

## Corfu - Round Rose Lever Handles - Satin Stainless Steel

### Product Images

---





## Description

---

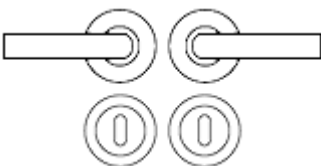
- The ER24-OS 71 Corfu lever from the Karcher Design door handle collection is a contemporary design satin (brushed) finish lever handle made from stainless steel.
- High architectural quality.
- Made from grade 304 stainless steel. - Satin (brushed) finish
- Uses the patented Karcher Design 3 piece rose fitting system to make these handles very strong once fitted to the door.
- Suitable residential or commercial use.
- Matching satin stainless steel accessories available including Standard escutcheons (keyhole covers), Euro profile escutcheons and a bathroom turn & release set.
- **Please allow approximately 7 days for delivery.**

## How To Order Lever Handles With A Rose

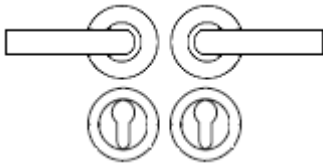
- **For Non-Locking Doors** - 1 x (Pair) Lever Handles Only



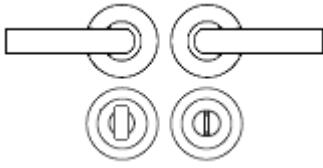
- **For Locking Doors** - 1 x (Pair) Lever Handles Only + 2 x (Each) Standard Escutcheons



- **For Euro Cylinder Locking Doors** - 1 x (Pair) Lever Handles Only + 2 x (Each) Euro Escutcheons



- **For Locking Bathroom Doors** - 1 x Pair Lever Handles Only + 1 x (Set) Turn & Emergency Release



## Matching Accessories

- **Standard escutcheon** - (key hole cover to suit regular "chubb style locks") - **EZ1332-BB 71**
- **Euro profile escutcheon** - (key hole cover to suit euro profile cylinders) - **EZ1332-PZ 71**
- **Turn & emergency release** - (a thumbturn used to lock bathroom doors, WC's and toilet doors) - **CEZ1332-BAD 71**

## Base Material

- Made from grade 304 stainless steel.

## Finish Details

- Satin stainless steel is a grey colour with very slight golden undertones. Satin stainless steel has been "brushed" to produce visible brush marks in the surface of the item.

## Alternative Finishes Available

- Dual finish - polished zirconium and satin stainless steel.

## Operation

- Both levers are sprung to ensure the lever always returns to its starting position.

## Size Information

- Rose Diameter - 52mm
- Rose Thickness - 10mm
- Lever Length - 128mm
- See technical information tab for diagram and further details.

## Spindle Size

- 8mm x 8mm square - UK Standard.

## Fixings

- Comes supplied with male and female bolt through fixings and 8mm spindle.
- Grub screw fixing to spindle for extra strength once fitted to the door.
- Lever is fitted to the door using the Karcher Design patented 3 piece rose system.

## Usage

- Suitable for residential or commercial use.
- Suitable for internal or external use.

## Standards This Product Conforms To

- EN 1906 - European performance test standards for lever handles.
- Category of use 3 - High frequency of use by public or others with little incentive to exercise with care and with a high chance of misuse.

## Unit Of Sale

- Lever handles are sold in pairs. (One pair consists of 1x left hand and 1x right hand.)
- Escutcheons (key hole covers) are sold individually (each.)
- Turn and emergency releases are sold as a set (One set consists of a rose with a thumbturn fitted to the inside of the door and a rose with a coin slot fitted to the outside of the door.)

## Products in this set

---



20248.1 - Corfu - Door Handles On Rose - Satin Stainless Steel - Pair