

---

## T-Bar Door Pull Handle - Back To Back Fixing - 25mm Diameter - Two Sizes Available - Satin Nickel

### Product Images

---

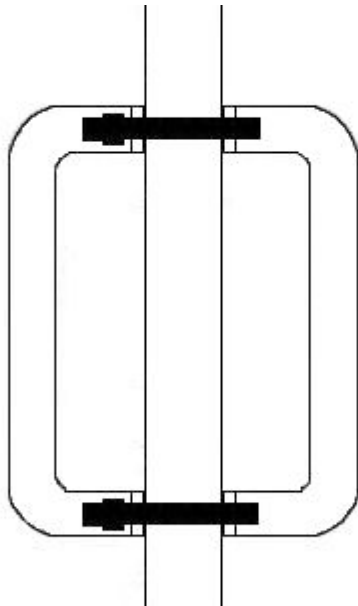


### Description

---

\*\*\* MADE TO ORDER - 6 WEEK LEAD TIME \*\*\*

- T-Bar Door Pull Handle - 25mm Diameter
- Made from solid brass ideal for internal or external entrance doors
- Back to back fixing pair allows for handles to be fitted on both sides of the door.
- Suitable for use on timber, metal doors.
- Back to back fixing door design see below diagram



Above diagram shows how a bolt through pull handle is fitted to a wooden door


**Base Material**

- Solid Brass

**Finish**

- Satin Nickel

**Dimensions**





|         | Bolt centers (A) | Length | Projection (C) | Diameter |
|---------|------------------|--------|----------------|----------|
| 50714.1 | 203mm            | 305mm  | 61mm           | 25mm     |
| 50714.2 | 355mm            | 457mm  | 61mm           | 25mm     |

**Important Info Before You Buy**

- Suitable for wooden doors
- Pull handles are best suited for areas of high or heavy use such as offices, schools and public buildings
- Sold as a back to back fixing pair (2 handles)

**Products in this set**

|  |   |
|--|---|
|  | 50714.1 - T-Bar Door Pull Handle - Back To Back Fixing - 25mm Diameter - 305mm Length (203mm Centres) - Satin Nickel - Pair |
|  | 50714.2 - T-Bar Door Pull Handle - Back To Back Fixing - 25mm Diameter - 457mm Length (355mm Centres) - Satin Nickel - Pair |