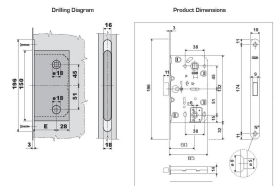


Magnetic Mortice Euro Profile Sash Lock - 80mm Case Depth (60mm Backset & 96mm Centres) - Satin Chrome

Product Images



Description

- Heavy duty magnetic euro profile sash lock
- Supplied with magnetic black back box for fitting behind the strike plate in the door frame
- Heavy duty latch ideal for use with door handles fitted in residential, commercial and public buildings
- Bolt through fixing holes at 38mm apart, allows the magnetic latch to work in conjunction with bolt through round rose door handles

Operation

- Black plastic latch bolt is automatically engaged when the door is closed
- Latch bolt is withdrawn via a door handle from either side of the door (handles sold separately)

Features

- Heavy weight springing suitable for use with sprung or un-sprung door handles
- Black plastic magnetic latch bolt
- Bolt through facility for bolt together fixing lever handles and accessories at 38mm centres
- 8mm x 8mm spindle follower (to suit standard UK size spindles)
- Reversible frame mounted strike plate
- Supplied with magnetic black back box for fitting behind the strike plate in the door frame
- Suitable for use on internal doors in residential properties

Strike Plates

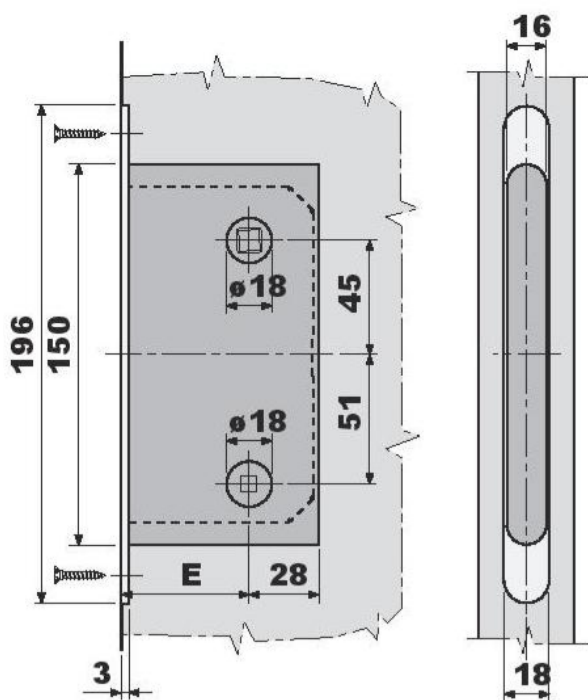
- Supplied with rounded shape non-lipped strikes plates for fitting into new doors and frames. No tongues on the strike plate allow for a sleek contemporary look, with nothing projection from the frame.

Finish

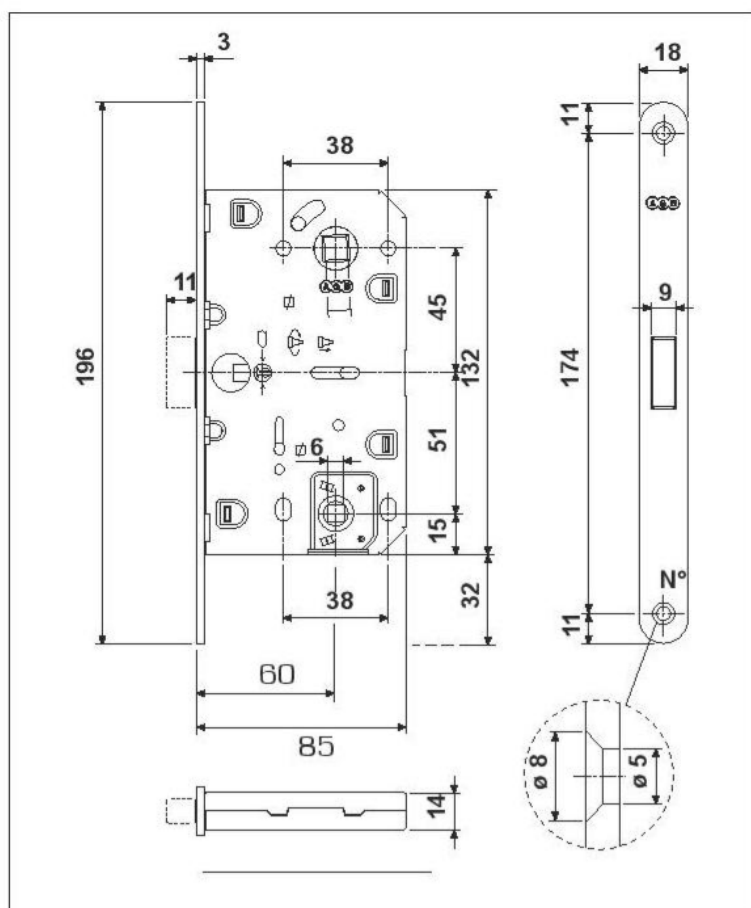
- Satin Chrome

Dimensions

Drilling Diagram



Product Dimensions



- 8mm Followers
- 92mm Hole Spacing
- 85mm Case Depth
- 60mm Backset
- 24mm Rounded Forend

Unit Of Sale

- Each - (1 x magnetic latch supplied with forend and strike plate and magnetic black back box liner)

Products in this set



50912.1 - Magnetic Mortice Euro Profile Sash Lock - 80mm Case Depth (60mm Backset & 96mm Centres) - Satin Chrome - Each