

Rising Butt Hinges - 102mm x 76mm - Satin Stainless Steel

Product Images



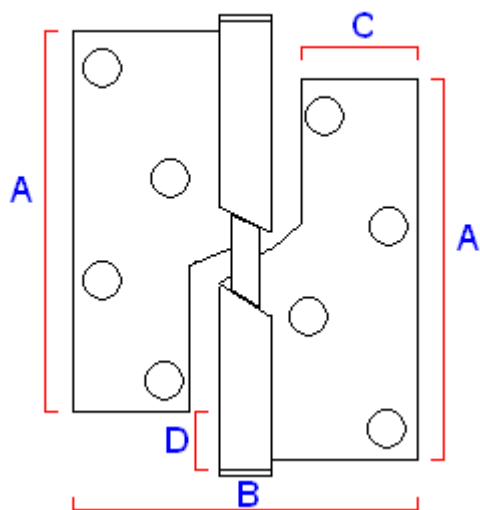
Description

- Architectural quality
- Stainless steel
- Suitable for internal or external doors that need to self close

Finish

- Satin stainless steel

Dimensions

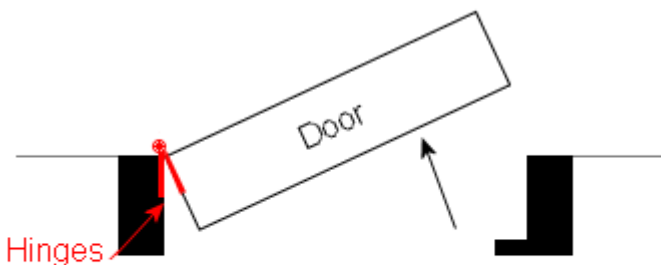


ABOVE DIAGRAM SHOWS A RIGHT HAND RISING BUTT HINGE

	20941.1	20941.2	Dimension On Diagram
Height	102mm	102mm	A
Width	76mm	76mm	B
Leaf Width	30mm	30mm	C
When door is open at 90degrees rises by	5mm	5mm	D
Thickness	3mm	3mm	N/A

Important Info Before You Buy

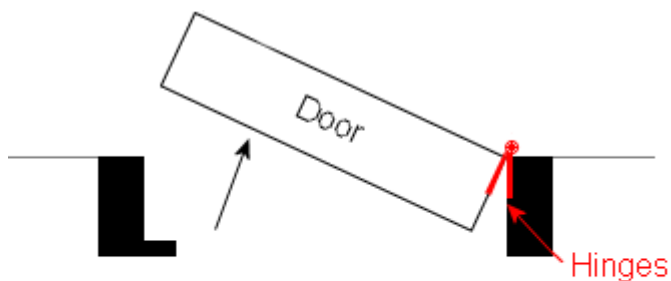
- Rising butt hinges are used on doors that need to be self closing but NOT fire rated
 - When the door is fully open at 90degrees the door will rise by approximately 5mm
 - **Please note. Rising butt hinges are handed left or right**
-
- The below diagram shows how to determine when a LEFT hand rising butt is required



LEFT HAND RISING BUTTS

Stand facing the door
The door must open away from you
With the door hinged on the left

- The below diagram shows how to determine when a RIGHT hand rising butt is required



RIGHT HAND RISING BUTTS

Stand facing the door

The door must open away from you

With the door hinged on the right

- Suitable for wooden doors
- Base material is a stainless steel ideal for internal or external use
- Sold and priced in pairs & Come supplied screws

Products in this set



20941.1 - Rising Butt Hinges - Satin Stainless Steel - 102mm x 76mm - Left Hand - Pair



20941.2 - Rising Butt Hinges - Satin Stainless Steel - 102mm x 76mm - Right Hand - Pair