

Mitred Shape Bolt Through Pull Handle - Satin Stainless Steel - Suitable For Use With FD30 / FD60 Fire Doors

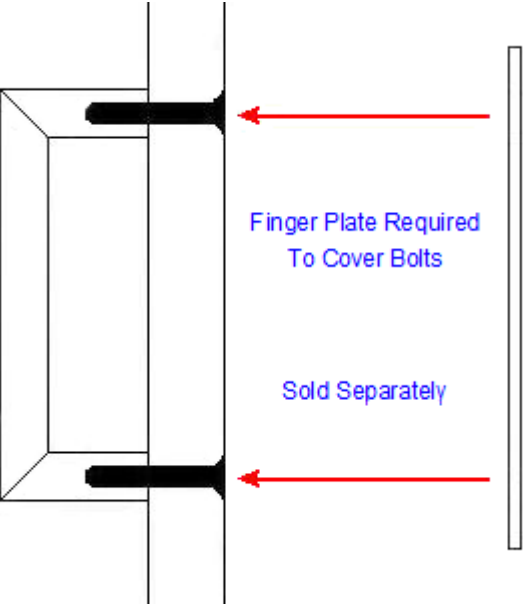
Product Images



Description

- Brushed, satin stainless steel pull handle
- High architectural quality mitred style D shape pull handle
- High grade 316 stainless steel ideal for internal doors and external entrance doors
- Suitable for use on half hour FD30 and one hour FD60 fire doors tested and passed to BS EN 1634-1 2000

- Bolt through the door design see below diagram



Above diagram shows how a bolt through pull handle is fitted to a wooden door

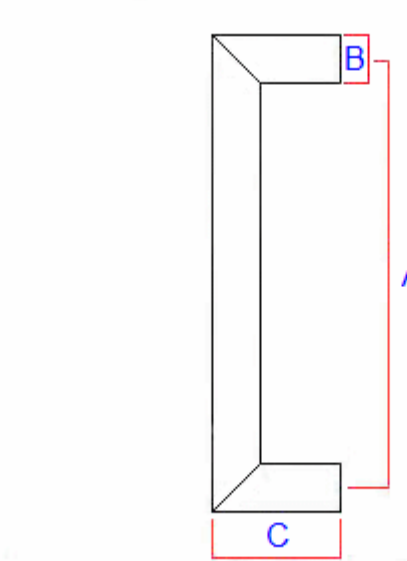
Alternative Fixing Options:

- Bolt through fixing with cover caps (where no finger plate is wanted on the reverse side) - see related product - **43478**.
- Back to back pair (kit for fitting pull handles to both sides of the door) - see related product - **43480**.
- Face fixing with roses (kit for situations where the handle cannot be fixed from the rear) - see related product - **43484**.

Finish

- Satin stainless steel

Dimensions



Item	Bolt centers (A)	Diameter (B)	Projection (C)
21968.2	300mm	19mm	63mm
21968.3	450mm	30mm	80mm

Important Info Before You Buy

- Suitable for wooden doors
- Pull handles are best suited for areas of high or heavy use such as offices, schools and public buildings
- Sold Individually

Products in this set



21968.2 - Mitred Shape Bolt Through Pull Handle - Tested For Use With FD30 / FD60 Fire Doors - 300mm Centres x 19mm Diameter - Grade 316 Satin Stainless Steel - Each



21968.3 - Mitred Shape Bolt Through Pull Handle - Tested For Use With FD30 / FD60 Fire Doors - 450mm Centres x 30mm Diameter - Grade 316 Satin Stainless Steel - Each