
Tubular Lever On Square Rose - Eurospec Dual Stainless Steel - Suitable For Use With FD30 / FD60 Fire Doors

Product Images





Description

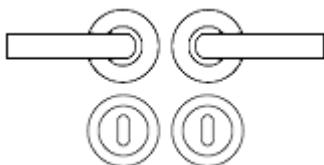
- 30227.1 - lever handles, a modern tubular shape lever fitted to a square fixing rose.
- Made from grade 304 stainless steel.
- Dual finish - Predominately satin (brushed) finish, with a small polished (shiny) section where the neck of the lever meets on the rose, giving these handles a designer look and feel.
- Economy range with clip on rose, ideal for those on a budget looking for a contemporary design handle.
- Suitable for residential use.
- Matching square shape dual finish stainless steel accessories available including Standard escutcheons (keyhole covers), Euro profile escutcheons and a bathroom turn & release set.

How To Order Lever Handles With A Rose

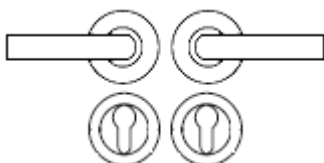
- **For Non-Locking Doors** - 1 x (Pair) Lever Handles Only



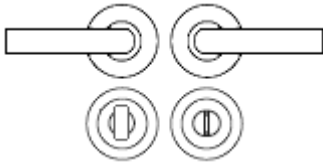
- **For Locking Doors** - 1 x (Pair) Lever Handles Only + 2 x (Each) Standard Escutcheons



- **For Euro Cylinder Locking Doors** - 1 x (Pair) Lever Handles Only + 2 x (Each) Euro Escutcheons



- **For Locking Bathroom Doors** - 1 x Pair Lever Handles Only + 1 x (Set) Turn & Emergency Release



Matching Accessories

- **Standard escutcheon** - (key hole cover to suit regular "chubb style locks") - 40872.10
- **Euro profile escutcheon** - (key hole cover to suit euro profile cylinders) - **40872.1**
- **Turn & emergency release** - (a thumbturn used to lock bathroom doors, WC's and toilet doors) - 23129.1

Base Material

- Made from grade 304 stainless steel.

Finish Details

- Dual finish - Predominately satin (brushed) stainless steel, with a small polished (shiny) stainless steel section where the neck of the lever meets the rose.
- Satin stainless steel is a grey colour with very slight golden undertones which has been "brushed" to produce visible brush marks in the surface of the item.
- Polished stainless steel is a highly shiny mirror like finish with a very slight golden undertone. The raw stainless steel has been highly polished to produce a shiny mirror finish.

Operation

- Both levers are sprung to ensure the lever always returns to its starting position.

Size Information

- Rose Diameter - 50mm
- Rose Thickness - 6mm
- Lever Diameter - 22mm
- See technical information tab for diagram and further details.

Spindle Size

- 8mm x 8mm square - UK Standard.

Fixings

- Clip on rose.
- Concealed bolt together fixing.
- Comes supplied with M4 male and female bolt through fixings and 8mm spindle.
- Grub screw fixing to spindle for extra strength once fitted to the door.

Usage

- Suitable for residential use.
- Suitable for internal or external use.

Standards This Product Conforms To

- **Lever Handles Tested To:**

BS EN 1906 : 2001
 Successfully type tested to the all the requirements of the European performance standard BS EN1906 2002

FD 30 / 60 Fire Doors

•



These door handles have been included on a successful fire test to BS EN1634: Part 1 2000 - Assessed for use on 30 minute and 1 hour fire doors FD30 / FD60.

Unit Of Sale

- Lever handles are sold in pairs. (One pair consists of 1x left hand and 1x right hand.)
- Escutcheons (key hole covers) are sold individually (each.)
- Turn and emergency releases are sold as a set (One set consists of a rose with a thumbturn fitted to the inside of the door and a rose with a coin slot fitted to the outside of the door.)

Products in this set



30227.1 - Tubular Lever On Square Rose Lever Handles Only - Tested For Use With FD30 / FD60 Fire Doors - Dual Finish - Satin & Polished Stainless Steel - Pair