


---

## Kos - Contemporary Safety Levers - BS 8300 Compliant - Satin Stainless Steel

### Product Images

---





## Description

- ER20-OS 71 Kos lever from the Karcher Design door handle collection. A contemporary mitred design "return to door" tubular safety lever handle.
- High architectural quality.
- Made from grade 304 stainless steel - Satin finish.
- Uses the patented Karcher Design 3 piece rose fitting system to make these handles very strong once fitted to the door.
- 10mm screw on outer rose.
- Suitable for residential or commercial properties and public buildings.
- Shape and design are compliant to Approved Doc M (ADM) and meet the dimensional requirements of BS 8300. These handles are suitable for use in commercial properties.

Inclusive Design



BS 8300 / ADM COMPLIANT

Lever Handles Tested To:



BS EN 1906 : 2001

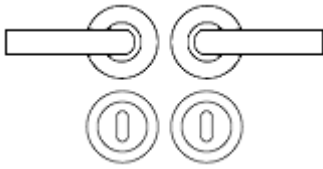
- Matching satin stainless steel accessories available including Standard escutcheons (keyhole covers), Euro profile escutcheons a bathroom turn & release set and a disabled bathroom turn and release set with a long easy grip thumbturn.
- Please allow approximately 7 days for delivery.

## How To Order Lever Handles With A Rose

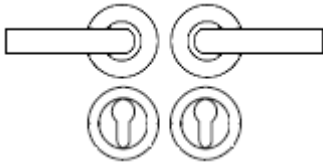
- **For Non-Locking Doors** - 1 x (Pair) Lever Handles Only



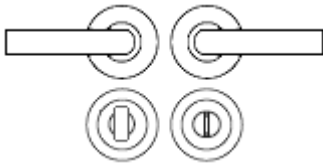
- **For Locking Doors** - 1 x (Pair) Lever Handles Only + 2 x (Each) Standard Escutcheons



- **For Euro Cylinder Locking Doors** - 1 x (Pair) Lever Handles Only + 2 x (Each) Euro Escutcheons



- **For Locking Bathroom Doors** - 1 x Pair Lever Handles Only + 1 x (Set) Turn & Emergency Release



## Matching Accessories

- **Standard escutcheon** - (key hole cover to suit regular "chubb style locks")
- **Euro profile escutcheon** - (key hole cover to suit euro profile cylinders)
- **Turn & emergency release** - (a thumbturn used to lock bathroom doors, WC's and toilet doors)

## Base Material

- Made from grade 304 stainless steel.

## Finish Details

- Satin stainless steel - a grey colour with very slight golden undertones. The raw stainless steel has been "brushed" to produce visible brush marks in the surface of the item.

## Operation

- Both levers are sprung to ensure the lever always returns to its starting position

## Dimensions

- Diameter - 52mm
- Thickness - 10mm
- Lever Diameter - 19mm
- Lever Length - 143mm

## Spindle Size

- 8mm x 8mm square - UK Standard.

## Fixings


- Comes supplied with male and female bolt through fixings and 8mm spindle.
- Grub screw fixing to spindle for extra strength once fitted to the door.
- Lever is fitted to the door using the Karcher Design patented 3 piece rose system.


# Usage

- Suitable for residential or commercial use.
- Suitable for internal or external use.

## Standards This Product Conforms To

- Inclusive Design




**BS 8300 / ADM COMPLIANT**  
Inclusive design - The shape and style of these lever handles are compliant to Approved Doc M (ADM) and meet the dimensional requirements of BS 8300. These handles are suitable for use in public buildings.  
**Lever Handles Tested To:**
- 

**BS EN 1906 : 2001**  
Successfully type tested to the all the requirements of the European performance standard BS EN1906 2002
- Category of use 3 - High frequency of use by public or others with little incentive to exercise with care and with a high chance of misuse.

## Unit Of Sale

- Lever handles are sold in pairs. (One pair consists of 1x left hand and 1x right hand.)
- Escutcheons (key hole covers) are sold individually (each.)
- Turn and emergency releases are sold as a set (One set consists of a rose with a thumbturn fitted to the inside of the door and a rose with a coin slot fitted to the outside of the door.)

### Products in this set

	<b>30236.1 - Kos - Contemporary Safety Style Levers To BS 8300 - Lever Handles Only -Satin Stainless Steel</b> - Pair
--	--