

## Sylt Round Rose Lever Handles - Satin Stainless Steel

### Product Images






## Description

- ER26-OS 71 Sylt round rose lever from the Karcher Design door handle collection. A contemporary design brushed stainless steel handle that curves back to the door.
- High architectural quality.
- Made from grade 304 stainless steel - satin (brushed) finish.
- Uses the patented Karcher Design 3 piece rose fitting system to make these handles very strong once fitted to the door.

Lever Handles Tested To:

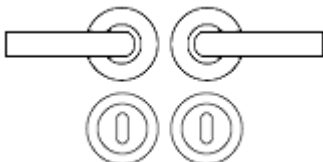
-   
BS EN 1906 : 2001
- Suitable residential or commercial use.
- Matching satin stainless steel accessories available including Standard escutcheons (keyhole covers), Euro profile escutcheons and a bathroom turn & release set.
- Please allow approximately 7 days for delivery.

## How To Order Lever Handles With A Rose

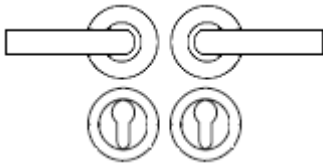
- **For Non-Locking Doors** - 1 x (Pair) Lever Handles Only



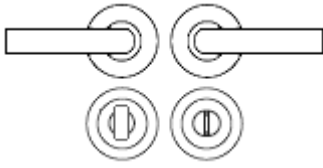
- **For Locking Doors** - 1 x (Pair) Lever Handles Only + 2 x (Each) Standard Escutcheons



- **For Euro Cylinder Locking Doors** - 1 x (Pair) Lever Handles Only + 2 x (Each) Euro Escutcheons



- **For Locking Bathroom Doors** - 1 x Pair Lever Handles Only + 1 x (Set) Turn & Emergency Release



## Matching Accessories

- **Standard escutcheon** - (key hole cover to suit regular "chubb style locks") - **EZ1332-BB 71**
- **Euro profile escutcheon** - (key hole cover to suit euro profile cylinders) - **EZ1332-PZ 71**
- **Turn & emergency release** - (a thumbturn used to lock bathroom doors, WC's and toilet doors) - **CEZ1332-BAD 71**

## Base Material

- Made from grade 304 stainless steel.

## Finish Details

- Satin stainless steel - a grey colour with very slight golden undertones. The raw stainless steel has been satinised "brushed" to produce visible brush marks in the surface of the item.

## Operation

- Both levers are sprung to ensure the lever always returns to its starting position.

## Size Information

- Rose Diameter - 52mm
- Rose Thickness - 10mm
- Lever Length - 139mm
- See technical information tab for diagram and further details.

## Spindle Size

- 8mm x 8mm square - UK Standard.

## Fixings

- Comes supplied with male and female bolt through fixings and 8mm spindle.
- Grub screw fixing to spindle for extra strength once fitted to the door.
- Lever is fitted to the door using the Karcher Design patented 3 piece rose system.

## Usage

- Suitable for residential or commercial use.
- Suitable for internal or external use.

## Standards This Product Conforms To

Lever Handles Tested To:



BS EN 1906 : 2001

Successfully type tested to the all the requirements of the European performance standard BS EN1906 2002

- Category of use 3 - High frequency of use by public or others with little incentive to exercise with care and with a high chance of misuse.

## Unit Of Sale

- Lever handles are sold in pairs. (One pair consists of 1x left hand and 1x right hand.)
- Escutcheons (key hole covers) are sold individually (each.)
- Turn and emergency releases are sold as a set (One set consists of a rose with a thumbturn fitted to the inside of the door and a rose with a coin slot fitted to the outside of the door.)

## Products in this set

---



**30237.1 - Sylt Round Rose - Lever Handles Only - Satin Stainless Steel - Pair**