


Stockholm - Chunky Sweeping Shape Levers - Dual Stain & Polished Stainless Steel

Product Images





Description

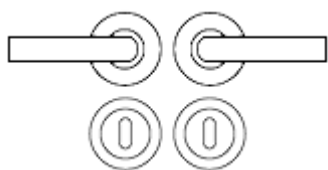
- The 30240.1 - contemporary design round rose lever with a chunky sweeping style lever.
- Large shape handle ideal for use on tall or wide doors.
- German design, high architectural quality and suitable for heavy use.
- Suitable for residential or commercial use.
- Made from grade 304 stainless steel. - satin (brushed) finish.
- Uses a patented design 3 piece rose fitting system to make these handles very strong once fitted to the door.
- Matching satin stainless steel accessories available including Standard escutcheons (keyhole covers), Euro profile escutcheons and a bathroom turn & release set.

How To Order Lever Handles With A Rose

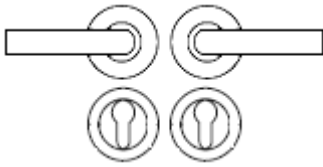
- **For Non-Locking Doors** - 1 x (Pair) Lever Handles Only



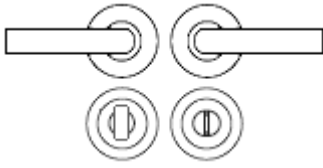
- **For Locking Doors** - 1 x (Pair) Lever Handles Only + 2 x (Each) Standard Escutcheons



- **For Euro Cylinder Locking Doors** - 1 x (Pair) Lever Handles Only + 2 x (Each) Euro Escutcheons



- **For Locking Bathroom Doors** - 1 x Pair Lever Handles Only + 1 x (Set) Turn & Emergency Release



Matching Accessories

- **Standard escutcheon** - (key hole cover to suit regular "chubb style locks") - 23049.1
- **Euro profile escutcheon** - (key hole cover to suit euro profile cylinders) - **23055.1**
- **Turn & emergency release** - (a thumbturn used to lock bathroom doors, WC's and toilet doors) - 15503.1

Base Material

- Made from grade 304 stainless steel.

Finish Details

- Dual finish - mixture of satin (brushed) and polished (shiny) stainless steel
- Satin stainless steel is a grey colour with very slight golden undertones which has been "brushed" to produce visible brush marks in the surface of the item.
- Polished stainless steel is a highly shiny mirror like finish with a very slight golden undertone. The raw stainless steel has been highly polished to produce a shiny mirror finish.

Alternative Finishes Available

- PVD Zirconium Brass.

Operation

- Both levers are sprung to ensure the lever always returns to its starting position.

Size Information

- Rose Diameter - 52mm
- Rose Thickness - 10mm
- Lever Length - 126mm
- See technical information tab for diagram and further details.

Spindle Size

- 8mm x 8mm square - UK Standard.

Fixings

- Comes supplied with male and female bolt through fixings and 8mm spindle.
- Grub screw fixing to spindle for extra strength once fitted to the door.
- Lever is fitted to the door using a design patented 3 piece rose system.

Usage

- Suitable for residential or commercial use.

- Suitable for internal or external use.

Standards This Product Conforms To

Lever Handles Tested To:



BS EN 1906 : 2001

Successfully type tested to the all the requirements of the European performance standard BS EN1906 2002

- Category of use 3 - High frequency of use by public or others with little incentive to exercise with care and with a high chance of misuse.

Unit Of Sale

- Lever handles are sold in pairs. (One pair consists of 1x left hand and 1x right hand.)
- Escutcheons (key hole covers) are sold individually (each.)
- Turn and emergency releases are sold as a set (One set consists of a rose with a thumbturn fitted to the inside of the door and a rose with a coin slot fitted to the outside of the door.)

Products in this set



30240.1 - Stockholm - Lever Handles Only - Dual Finish Stain & Polished Stainless Steel - Pair