

## Oregon - Chunky Oval Profile Lever - Dual Satin & Polished Stainless Steel

### Product Images





## Description

- 30245.1 - A contemporary design handle with a large / chunky oval shape lever fitted to a round rose.
- German design, high architectural quality and suitable for heavy use.
- Made from grade 304 stainless steel - Dual finish with a mixture of satin (brushed) and polished (shiny) stainless steel.
- Uses the patented design 3 piece rose fitting system to make these handles very strong once fitted to the door.
- 10mm screw on outer rose.
- Tested to the European performance standard BS EN 1906 2002. Suitable for residential or commercial use.

Lever Handles Tested To:



BS EN 1906 : 2001

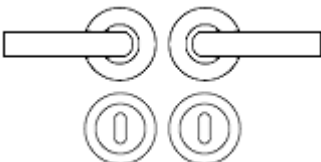
- Matching dual finish stainless steel accessories available including Standard escutcheons (keyhole covers), Euro profile escutcheons a bathroom turn & release set and a disabled bathroom turn and release set with a long easy grip thumbturn.

## How To Order Lever Handles With A Rose

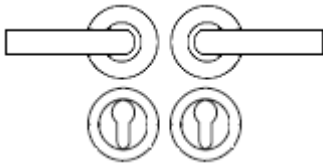
- **For Non-Locking Doors** - 1 x (Pair) Lever Handles Only



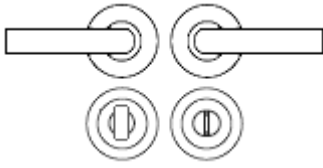
- **For Locking Doors** - 1 x (Pair) Lever Handles Only + 2 x (Each) Standard Escutcheons



- **For Euro Cylinder Locking Doors** - 1 x (Pair) Lever Handles Only + 2 x (Each) Euro Escutcheons



- **For Locking Bathroom Doors** - 1 x Pair Lever Handles Only + 1 x (Set) Turn & Emergency Release



## Matching Accessories

- **Standard escutcheon** - (key hole cover to suit regular "chubb style locks") - 23049.1
- **Euro profile escutcheon** - (key hole cover to suit euro profile cylinders) - **23055.1**
- **Turn & emergency release** - (a thumbturn used to lock bathroom doors, WC's and toilet doors) - 15503.1

## Base Material

- Made from grade 304 stainless steel.

## Finish Details

- Dual finish - mixture of satin (brushed) and polished (shiny) stainless steel
- Satin stainless steel is a grey colour with very slight golden undertones which has been "brushed" to produce visible brush marks in the surface of the item.
- Polished stainless steel is a highly shiny mirror like finish with a very slight golden undertone. The raw stainless steel has been highly polished to produce a shiny mirror finish.

## Alternative Finishes Available

- Satin stainless steel - (brushed finish)

## Operation

- Both levers are sprung to ensure the lever always returns to its starting position.

## Size Information

- Rose Diameter - 52mm
- Rose Thickness - 10mm
- Lever Length - 132mm
- Lever Diameter - 25mm x 18mm.
- See technical information tab for diagram and further details.

## Spindle Size

- 8mm x 8mm square - UK Standard.


## Fixings

- Comes supplied with male and female bolt through fixings and 8mm spindle.
- Grub screw fixing to spindle for extra strength once fitted to the door.
- Lever is fitted to the door using a design patented 3 piece rose system.

# Usage

- Suitable for residential or commercial use.
- Suitable for internal or external use.

# Standards This Product Conforms To

- Lever Handles Tested To:  
  
**BS EN 1906 : 2001**  
Successfully type tested to the all the requirements of the European performance standard BS EN1906 2002
- Category of use 3 - High frequency of use by public or others with little incentive to exercise with care and with a high chance of misuse.

# Unit Of Sale

- Lever handles are sold in pairs. (One pair consists of 1x left hand and 1x right hand.)
- Escutcheons (key hole covers) are sold individually (each.)
- Turn and emergency releases are sold as a set (One set consists of a rose with a thumbturn fitted to the inside of the door and a rose with a coin slot fitted to the outside of the door.)

## Products in this set



30245.1 - Oregon - Lever Handles Only - Dual Finish Satin & Polished Stainless Steel - Pair