

Tasmania On Square Rose - Satin Stainless Steel

Product Images





Description

- Tasmania square from the Karcher Design door handle collection. A contemporary design tubular shape lever with a square neck fitted to square rose.
- New square rose design for a more contemporary look.
- German design, high architectural quality and suitable for heavy use.
- Made from grade 304 stainless steel - Satin (brushed) finish.
- Uses the patented Karcher Design 3 piece square rose fitting system to make these handles very strong once fitted to the door.
- 10mm screw on outer rose.
- Tested to the European performance standard BS EN 1906 2002. Suitable for residential or commercial use.

Lever Handles Tested To:



BS EN 1906 : 2001

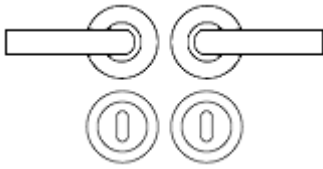
- Matching satin stainless steel accessories available including Standard escutcheons (keyhole covers), Euro profile escutcheons a bathroom turn & release set and a disabled bathroom turn and release set with a long easy grip thumbturn.
- Please allow approximately 7 days for delivery.

How To Order Lever Handles With A Rose

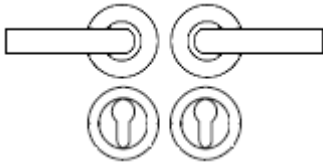
- **For Non-Locking Doors** - 1 x (Pair) Lever Handles Only



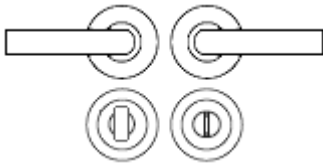
- **For Locking Doors** - 1 x (Pair) Lever Handles Only + 2 x (Each) Standard Escutcheons



- **For Euro Cylinder Locking Doors** - 1 x (Pair) Lever Handles Only + 2 x (Each) Euro Escutcheons



- **For Locking Bathroom Doors** - 1 x Pair Lever Handles Only + 1 x (Set) Turn & Emergency Release



Matching Accessories

- **Standard escutcheon** - (key hole cover to suit regular "chubb style locks")
- **Euro profile escutcheon** - (key hole cover to suit euro profile cylinders)
- **Turn & emergency release** - (a thumbturn used to lock bathroom doors, WC's and toilet doors)

Base Material

- Made from grade 304 stainless steel.

Finish Details

- Satin stainless steel - a grey colour with very slight golden undertones. The raw stainless steel has been satinised "brushed" to produce visible brush marks in the surface of the item.

Operation

- Both levers are sprung to ensure the lever always returns to its starting position.

Size Information

- Rose - 52mm x 52mm (Square)
- Rose Thickness - 10mm
- Lever Length - 127mm
- See technical information tab for diagram and further details.

Spindle Size

- 8mm x 8mm square - UK Standard.


Fixings

- Comes supplied with male and female bolt through fixings and 8mm spindle.
- Grub screw fixing to spindle for extra strength once fitted to the door.
- Lever is fitted to the door using the Karcher Design patented 3 piece rose system.

Usage

- Suitable for residential or commercial use.
- Suitable for internal or external use.

Standards This Product Conforms To

- Lever Handles Tested To:

BS EN 1906 : 2001
Successfully type tested to the all the requirements of the European performance standard BS EN1906 2002
- Category of use 3 - High frequency of use by public or others with little incentive to exercise with care and with a high chance of misuse.

Unit Of Sale

- Lever handles are sold in pairs. (One pair consists of 1x left hand and 1x right hand.)
- Escutcheons (key hole covers) are sold individually (each.)
- Turn and emergency releases are sold as a set (One set consists of a rose with a thumbturn fitted to the inside of the door and a rose with a coin slot fitted to the outside of the door.)

Products in this set



30246.1 - Tasmania On Square Rose - Lever Handles Only - Satin Stainless Steel - Pair