


Classic Design Half Moon Shape Cup Handle - Pewter Effect

Product Images

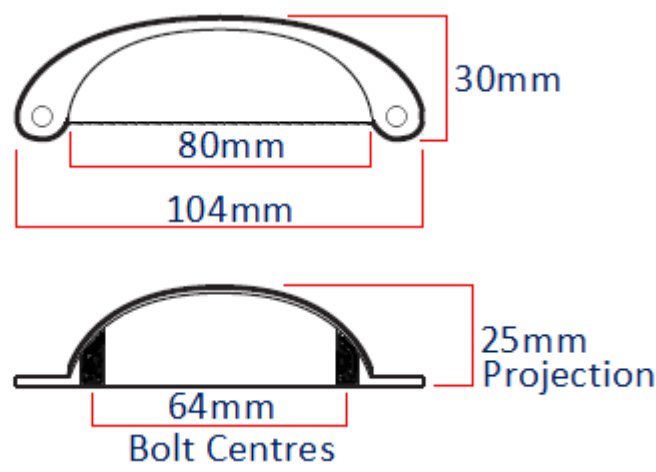




Description

- 30266.1 - a classic design half moon shape cup handle.
- Pewter effect finish, a distressed dark blue / grey colour.
- Bolt through from the rear of the door or drawer fixing via M4 fixing bolts.
- False screws on front face of the handle to give a traditional look.
- Simple classic design is ideal for use on modern or traditional units including, kitchen cabinet doors, wardrobes, cupboard doors and drawers.

Size Details



Item Code	Bolt centers	Overall Length	Height	Projection
30266.1	64mm	104mm	30mm	25mm

Base Material

- Made from a zinc alloy.

Finish Details

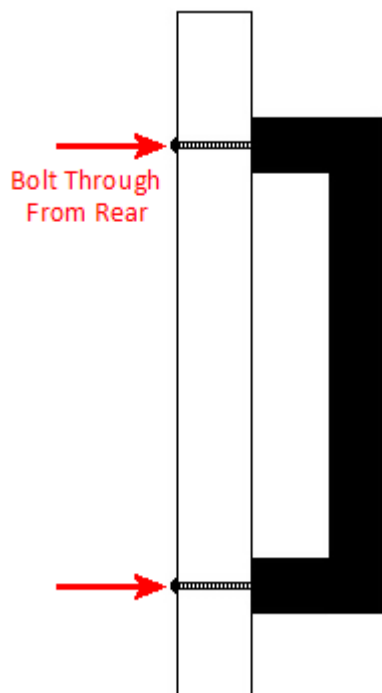
- Pewter effect - a blue / grey colour with a distressed finish applied to the surface of the item.

Alternative Finishes Available

- Satin brass
- Antique brass
- Antique burnished brass
- Satin nickel

Fixings

- This handle is fitted via M4 bolts from the rear of the door / drawer - see below diagram.



- Bolt through fixings provide a superior strong fixing allowing this handle to be fitted to tall or heavy doors.
- Comes supplied with M4 (diameter) x 60mm (long) bolts these long bolts are designed to be cut down to length on site.
- To save having to cut down the bolts provided we sell a range of M4 fixing bolts in various lengths. (See related products below.)

Usage

- Suitable for internal use.

Unit Of Sale

- This cabinet handle is sold individually - (Each)

Products in this set



30266.1 - Classic Design Half Moon Shape Cup Handle - Pewter Effect - 64mm Bolt Centres - (104mm Wide) - Each