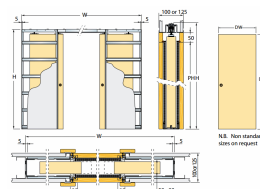
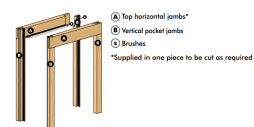
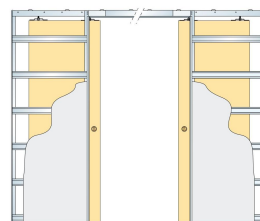


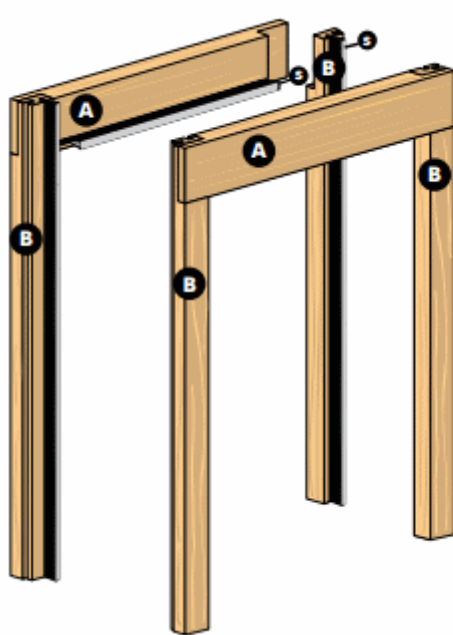
## Eclisse Sliding Pocket Door System - Double Door Kit - 125mm Finished Wall Thickness

### Product Images



## Description

- The Eclisse double sliding door gear system is designed for use with sliding double internal pocket hideaway doors weighing up to 80kg.
- Allows interior doubles doors to slide into "pockets" within the wall cavity.
- Each set includes all the main components needed to install a long lasting, smooth running double sliding doors including steel wrapped studs used to create the wall cavity or "pocket" for the door to slide into. (Doors and plasterboard not included).
- This high quality sliding door gear is suitable for residential and commercial applications. The unique design allows doors between 35mm-45mm thick to be installed with a finished wall of 125 mm.
- Supplied as a kit to create two pockets.
- Can be fully fitted in under 60 minutes by a skilled installer.
- Suitable for use with timber doors only - **doors not included**. (Eclisse kits to suit glass doors are also available).
- Unlike other pocket door systems on the market the Eclisse system **comes supplied complete with timber lining - jamb kits**.



Ⓐ Top horizontal jambs\*

Ⓑ Vertical pocket jambs

Ⓒ Brushes

\*Supplied in one piece to be cut as required

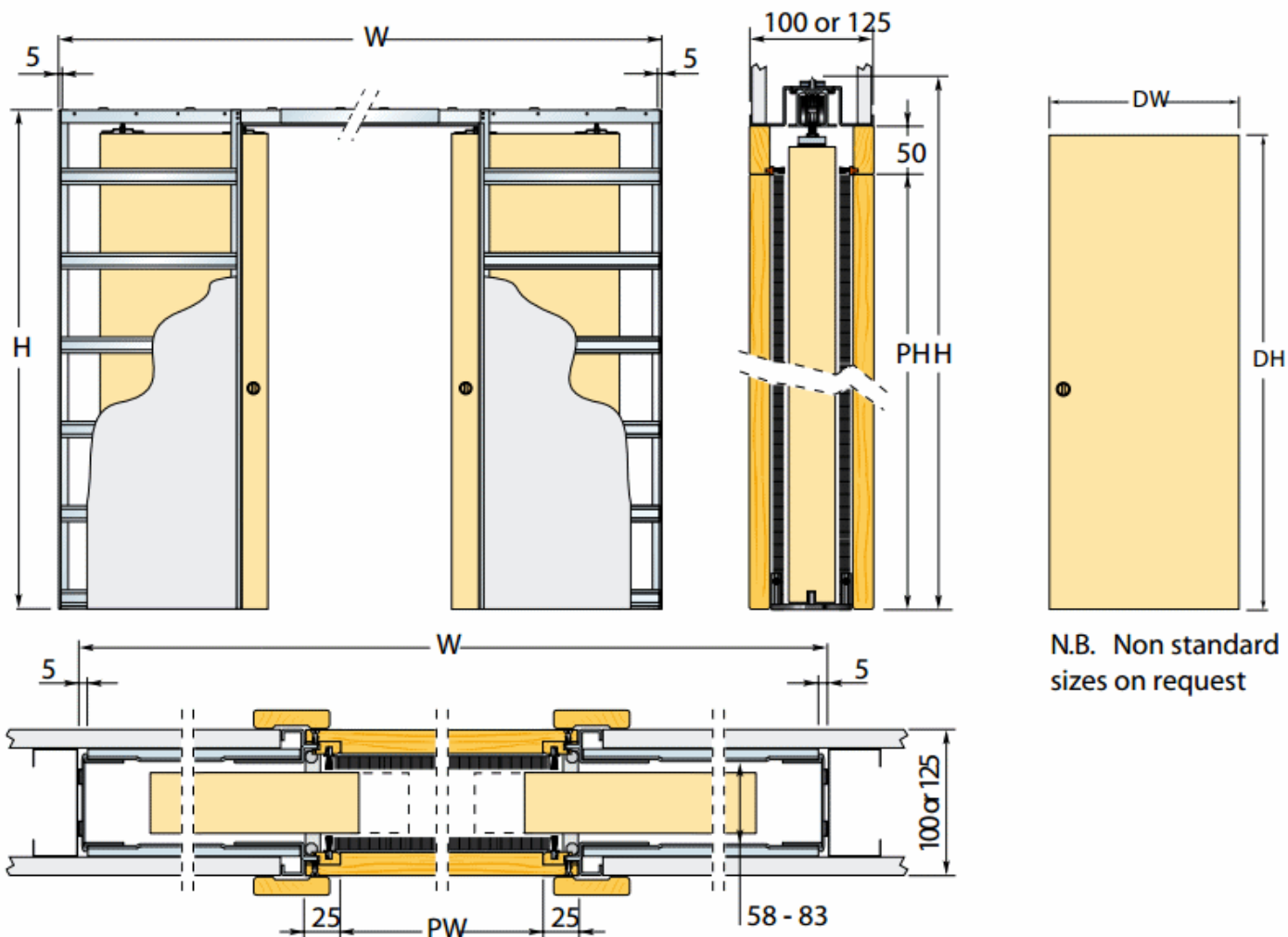
## Accessories Available To Suit The Eclisse Double Door System

- Soft close mechanism - to dampen softly close the sliding door. - **(sold separately)**.
- Self closing mechanism - automatically pulls the door closed each time the door had been opened. Please note that two self close mechanisms are required (one for each door) for the set to be self closing - **(sold separately)**.
- Double door co-ordinator - sliding open one of the doors automatically opens the second door at the same time.- **(sold separately)**.
- Motorised units - to automatically open the door. **(sold separately)**.

## Features & Benefits

- Space saving - sliding doors help create up to 8% more living more space within a property
- Easy access
- Quiet operation
- Easy installation
- Economical
- Prefabricated components

## Dimensions - Frame Sizes & Door Kit Sizes Available



Item Code	Door Size - Each Door (DW x DH)	Max Passage Size (PW x PH)	Overall Frame Size (W x H)	Finished Wall Thickness
40155.1	610mm x 1981mm - (2ft. 0in. x 6ft. 6in.)	1170mm x 1971mm	2464mm x 2061mm	125mm*
40155.2	686mm x 1981mm - (2ft. 3in. x 6ft. 6in.)	1322mm x 1971mm	2816mm x 2061mm	125mm*
40155.3	762mm x 1981mm - (2ft. 6in. x 6ft. 6in.)	1474mm x 1971mm	3168mm x 2061mm	125mm*
40155.4	838mm x 1981mm - (2ft. 9in. x 6ft. 6in.)	1626mm x 1971mm	3320mm x 2061mm	125mm*
40155.5	914mm x 1981mm - (3ft. 0in. x 6ft. 6in.)	1800mm x 1971mm	3694mm x 2061mm	125mm*
40155.6	626mm x 2040mm	1200mm x 2030mm	2494mm x 2120mm	125mm*
40155.7	726mm x 2040mm	1400mm x 2030mm	2894mm x 2120mm	125mm*
40155.8	826mm x 2040mm	1600mm x 2030mm	3294mm x 2120mm	125mm*
40155.9	926mm x 2040mm	1800mm x 2030mm	3694mm x 2120mm	125mm*
40155.10	1026mm x 2040mm	2000mm x 2030mm	4094mm x 2120mm	125mm*

• \* Double door kit to suit a 100mm finished wall thickness also available - **see product 40154**

• Please note plasterboard is not provided with this kit and must be bought separately.

## Items Included Within The Eclisse Double Door Pocket Sliding Door Kit

- Metal frame work to create two "pockets"
- Screws to fix plasterboard to metal frame - (**Plasterboard not supplied**)
- Roller bearing door hanger kits
- Timber lining kit - (door jamb kit) including brush seals.

## Eclisse Standard Pocket Door Kit - Installation Video

## Eclisse Jamb Kit - Installation Video

Products in this set



40155.1 - Eclisse Sliding Pocket Door System - Double Doors - 125mm Finished Wall Thickness - Door  
Size - 610mm x 1981mm



40155.2 - Eclisse Sliding Pocket Door System - Double Doors - 125mm Finished Wall Thickness - Door  
Size - 686mm x 1981mm



40155.3 - Eclisse Sliding Pocket Door System - Double Doors - 125mm Finished Wall Thickness - Door  
Size - 762mm x 1981mm



40155.4 - Eclisse Sliding Pocket Door System - Double Doors - 125mm Finished Wall Thickness - Door  
Size - 838mm x 1981mm



40155.5 - Eclisse Sliding Pocket Door System - Double Doors - 125mm Finished Wall Thickness - Door  
Size - 914mm x 1981mm



40155.6 - Eclisse Sliding Pocket Door System - Double Doors - 125mm Finished Wall Thickness - Door  
Size - 626mm x 2040mm



40155.7 - Eclisse Sliding Pocket Door System - Double Doors - 125mm Finished Wall Thickness - Door  
Size - 726mm x 2040mm



40155.8 - Eclisse Sliding Pocket Door System - Double Doors - 125mm Finished Wall Thickness - Door  
Size - 826mm x 2040mm



40155.9 - Eclisse Sliding Pocket Door System - Double Doors - 125mm Finished Wall Thickness - Door  
Size - 926mm x 2040mm



40155.10 - Eclisse Sliding Pocket Door System - Double Doors - 125mm Finished Wall Thickness - Door  
Size - 1026mm x 2040mm