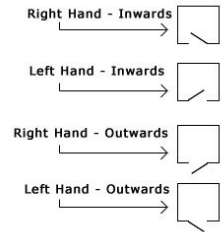



## Electric Rim Lock for Timber Doors


### Product Images





### Description

- Backset 60mm
- Case width 126mm
- Case height 103mm
- Bolt length 14mm
  
- 24V AC Fail Locked
- 1.6A current
- 5 pin cylinder included
- Can also be wired into entry phone systems
- Supplied with 3 keys
- Case only models are available from stock
- Inward and outward opening models available
  
- Key operation from the outside
- From inside press button to release latch

Right Hand - Inwards 

Left Hand - Inwards 

Right Hand - Outwards 

Left Hand - Outwards 

## Products in this set

---



40212.3 - Right Hand Open In - Electric Rim Lock for Timber Doors



40212.1 - Left Hand Open In - Electric Rim Lock for Timber Doors



40212.4 - Right Hand Open Out - Electric Rim Lock for Timber Doors



40212.2 - Left Hand Open Out - Electric Rim Lock for Timber Doors