
Overhead Door Closer - EN1155 Fixed Power Size 4 - Electromagnetic Hold Open & Swing Free - Fire Rated - CE / UKCA Marked - Certifire Approved

Product Images



Short Description

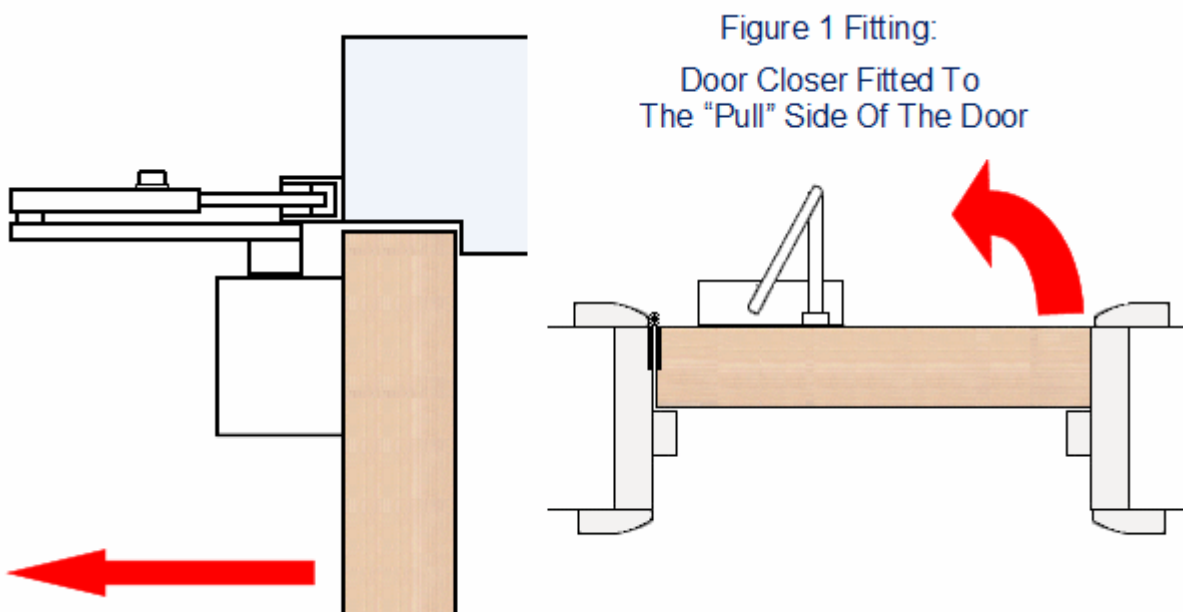
- Electro-magnetic overhead door closer with hold open or free-swing options.
- Features individual controls for door speed, latching action.
- Fixed EN power size 4
- Max Door Width / Weight – 1100mm / 80Kg.
- Adjustable closing speed.
- Adjustable latch speed.
- Universal application (Fig 1, 6) - Suitable for the two most common installation applications including "pull-open" and "push-open".
- CE marked against EN1155 in fig 1 and fig 6 positions only..
- Included in successful fire test to EN1634.
- Certifire approved.
- Declaration of performance (DoP) available

Finishes

- Silver
- Satin stainless steel
- Polished stainless steel
- Polished brass plates
- Matt black - **special order**
- Antique brass - **special order**
- Satin brass - **special order**
- Matt / dark bronze - **special order**

Fixing Positions & Mounting Options:

- Out of the box this door closer can be fitted in three fixing positions:
- **Figure 1 - pull side mounting - (covered under the CE mark - suitable for use on fire doors).**
 - Closer fitted to the pull side of the door
 - Body fitted to the door with arms fitted to the door frame.
 - In this position the closer arms will project out from the door into the room.



- **Figure 6 - push side mounting - (covered under the CE mark - suitable for use on fire doors).**
 - Closer fitted to the push side of the door.
 - Body fitted to the door with arms fitted to the door frame via a parallel arm bracket (supplied with each unit).
 - In this position the closer arms will lie flat against the door running parallel with the door frame.
 - Sometimes known as figure 66.

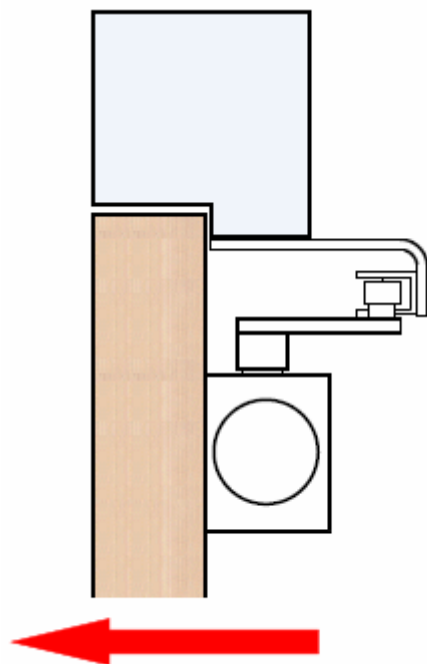
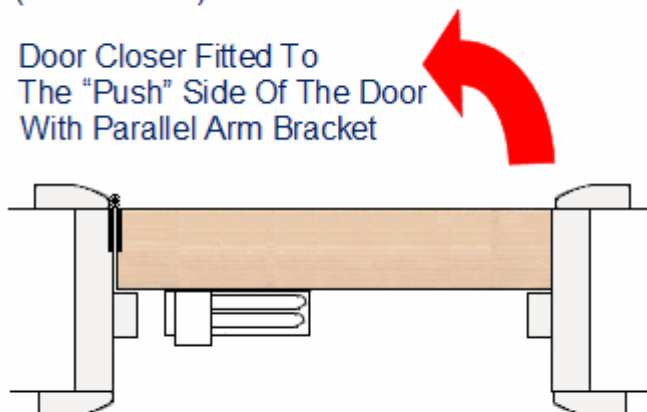


Figure 6 Fitting:
(Parallel Arm)

Door Closer Fitted To
The "Push" Side Of The Door
With Parallel Arm Bracket

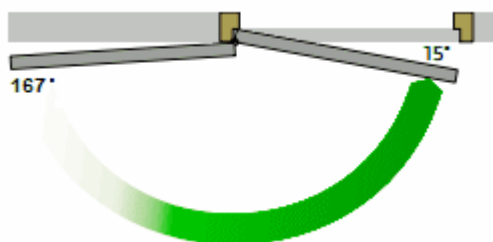


Fixed Power Size 4:

EN Power Size Setting	Maximum Door Width (mm)	Maximum Door Weight (kg)
4	1100mm	80kg

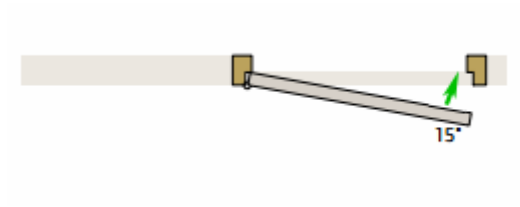
Adjustable Closing Speed:

- The closing speed can be adjusted by turning a small screw in the body of the closer.
- By turning the screw in the body the rate at which oil flows through the closer changes in turn controlling how fast the closer will shut the door.
- Speed adjustment can be controlled from approximately the first 180 degrees down to the last 15 degrees of the closing cycle.



Adjustable Latch Action:

- The last 15 degrees of the closing cycle is known as the latch action (or snap action), it's designed to help give a door closer a little extra force to help it overcome any door seals, or latches that might prevent the door from closing within the frame.
- The latch action can be adjusted by turning a screw in the body of the closer.
- By turning the latch action off or very low the door closer will softly close into the frame, by turning the latch action to it's maximum setting the door closer will push into the door frame with extra force.



Closer Dimensions:

- Body Length - 236mm
- Body Height - 55mm
- Body Depth - 38mm
- Cover Length - 240mm
- Cover Height - 69mm
- Cover Depth - 49mm

Opening Forces - BS 8300:

- This overhead door closer has hold-open and swing-free functions making it suitable for use in applications where ease of access is important and compliance with the requirements of The Equalities Act.
- There is no minimum door size for this closeto help meet the requirements laid down by The Equalities Act.

Electrical Details:

€Ç Current Draw: 95 Milliamp

€Ç Voltage: 24v DC

Products in this set



40272.2 - Overhead Door Closer - EN1155 Fixed Power Size 4 - Electromagnetic Hold Open & Swing Free
- Fire Rated - CE / UKCA Marked - Certifire Approved - Matching Cover & Arms - Satin Stainless Steel



40272.3 - Overhead Door Closer - EN1155 Fixed Power Size 4 - Electromagnetic Hold Open & Swing Free
- Fire Rated - CE / UKCA Marked - Certifire Approved - Matching Cover & Arms - Polished Stainless Steel



40272.4 - Overhead Door Closer - EN1155 Fixed Power Size 4 - Polishedmagnetic Hold Open & Swing
Free - Fire Rated - CE / UKCA Marked - Certifire Approved - Matching Cover & Arms - Polished Brass
Plated



40272.1 - Overhead Door Closer - EN1155 Fixed Power Size 4 - Electromagnetic Hold Open & Swing Free
- Fire Rated - CE / UKCA Marked - Certifire Approved - Matching Cover & Arms - Silver